ULM Warhawks Men's Basketball

University of Louisiana at Monroe

CenturyLink™

ULM *(23-12, 14-6 SBC)*

WARHAWKS

Vs.

Vermont *(20-13, 12-4 AEC)*

CATAMOUNTS

Game 36

Weds., March 25 • 7:00 p.m. • CenturyLink CBI Semifinals
Fant-Ewing Coliseum (7,000) • Monroe, La.
Live Stream: Warhawks All-Access
Radio: KLIP LA 105.3 FM, Nick White (PXP)
Twitter: @ULM_MBB

ULM Quick Notes

- ULM takes on Vermont for the first time in program history in the CenturyLink CBI semi's

- The Warhawks are coming off a 71-69 win at Mercer in the CBI Quarterfinals. ULM trailed by 15 at half and 20 in the second half before coming back behind senior Tylor Ongwae's 27 points which matched a career-high. It was ULM's largest comeback of the season

- In the CBI First Round, ULM defeated Eastern Michigan, 71-67. Ongwae netted 26 points including a pair of late three-pointers as the Warhawks overcame a 19-0 EMU run in the second half

- The Warhawks have posted the No. 2 turnaround in the country with 13 more wins than last season. The 23 wins on the year are the third-most in school history. Head coach Keith Richard has been a part of all of ULM's top-5 winningest seasons as either a player or coach

- Two out of ULM's three postseason wins in program history have come this year. The first came over Florida A&M, 87-63 in an NCAA Tournament play-in game on March 2, 1991

- ULM is the first team from the Sun Belt Conference to ever win a game in the CBI. ULM is making its 10th postseason appearance in program history and the first since 1995-96

- The Warhawks finished in a tie for second-place in the Sun Belt Conference standings after being picked sixth in the SBC Preseason Poll

- ULM notched its 11th 20-win season in school history and the first since 2001-02

- The Warhawks etched their 39th winning season in school history and their first since 2006-07

- ULM is one of three teams in the nation to not allow 75 points in a single game this season along with Saint Peter's and Baylor. ULM is the only team on the list still playing

- Coach Richard won his second career SBC Coach of the Year award. Ongwae was named to the All-Conference First-Team and junior Majok Deng earned All-Conference Third-Team honors. Ongwae became the first-ever ULM student-athlete to earn All-SBC First-Team accolades. It also marked the first time ULM had two All-SBC players in the same year

- For the second year in a row, the Warhawks doubled both their overall and conference win totals. ULM finished 10-17 (7-11 SBC) last season

ULM Men's Basketball Schedule

Sat, Nov. 15	# at UAB	W, 74-65
Mon, Nov. 17	**Champion Baptist**	**W, 106-39**
Fri, Nov. 21	# at No. 8 Florida	L, 61-56 (OT)
Wed, Nov. 26	# vs. Coastal Carolina	L, 61-48
Thurs, Nov. 27	# vs. Robert Morris	L, 71-54
Sat, Dec. 6	**Louisiana College**	**W, 83-55**
Tues, Dec. 9	**Northwestern State**	**W, 82-74**
Sat, Dec. 13	at New Mexico	L, 54-46
Tues, Dec. 16	**Central Baptist**	**W, 78-53**
Fri, Dec. 19	**LSU-Alexandria**	**W, 76-71**
Sun, Dec. 21	at Samford	L, 64-50
Tues, Dec. 30	at Georgia State*	L, 65-45
Mon, Jan. 5	**Arkansas State***	**W, 70-61**
Thurs, Jan. 8	at UT Arlington*	W, 76-73 (OT)
Sat, Jan. 10	at Texas State*	W, 62-59
Thurs, Jan. 15	**Troy***	**W, 63-54**
Sat, Jan. 17	**UALR***	**W, 64-52**
Mon, Jan. 19	at UL-Lafayette*	W, 57-55
Thurs, Jan. 22	**UT Arlington***	**L, 61-57**
Sat, Jan. 24	**Georgia Southern***	**L, 57-53**
Thurs, Jan. 29	at Troy*	W, 58-55 (OT)
Sat, Jan. 31	**South Alabama***	**W, 67-61**
Thurs, Feb. 5	at UALR*	W, 77-61
Sat, Feb. 7	at Georgia Southern*	W, 71-68 (OT)
Thurs, Feb. 12	**UL-Lafayette***	**W, 67-55**
Sat, Feb. 14	**Appalachian State***	**W, 69-58**
Sat, Feb. 21	at Arkansas State*	L, 70-68
Thurs, Feb. 26	at South Alabama*	W, 75-57
Sat, Feb. 28	at Appalachian State*	L, 66-43
Thurs, March 5	**Georgia State***	**L, 58-50**
Sat, March 7	**Texas State***	**W, 56-53**
Fri, March 13	% vs. South Alabama	W, 77-59
Sat, March 14	% vs. Georgia Southern	L, 44-43
Wed, March 18	**$ Eastern Michigan**	**W, 71-67**
Mon, March 23	$ at Mercer	W, 71-69
Wed, March 25	**$ Vermont**	**7:00 PM**

All times Central and subject to change. **Bold** indicates home game; *-Sun Belt game; %-SBC Tournament; #Battle 4 Atlantis; $-College Basketball Invitational

We are ULM. Please note that there are only two correct versions of our institution's name, the preferred acronym ULM and the full name, the University of Louisiana at Monroe. Any other reference, including Louisiana-Monroe, UL-Monroe, La.-Monroe, LAM, or simply Monroe, are incorrect.

Media Relations Contacts

Robbie Kleinmuntz (Primary)
Assistant Director
kleinmuntz@ulm.edu
O: 318-342-5462
C: 847-912-5380

Michael Garabedian
Graduate Assistant
garabemc@warhawks.ulm.edu
O: 318-342-5461
C: 305-926-8420

ULM Warhawks Men's Basketball

University of Louisiana at Monroe

CenturyLink™

Keith Richard

Head Coach

SBC Coach of the Year

Fifth Year at ULM
14th Season Overall

Alma Mater: ULM (1982)

THE RICHARD FILE

COACHING HONORS
- 2015 Sun Belt Coach of the Year
- 1999 Sun Belt Coach of the Year
- Has been part of the coaching staff for seven NCAA Tournament, three NIT and one CBI team

COACHING CAREER

Season	School	Position	Record
1984-85	ULM	Graduate Assistant	17-12
1985-86	ULM	Graduate Assistant	20-10/NCAA
1986-87	Marshall	Assistant Coach	25-6/NCAA
1987-88	Marshall	Assistant Coach	24-8/NIT
1988-89	Marshall	Assistant Coach	15-15
1989-90	ULM	Assistant Coach	22-8/NCAA
1990-91	ULM	Assistant Coach	25-8/NCAA
1991-92	ULM	Assistant Coach	19-10/NCAA
1992-93	ULM	Assistant Coach	26-5/NCAA
1993-94	ULM	Assistant Coach	19-9
1994-95	La. Tech	Assistant Coach	14-13
1995-96	La. Tech	Associate Head Coach	11-17
1996-97	La. Tech	Associate Head Coach	15-14
1997-98	La. Tech	Associate Head Coach	12-15
1998-99	La. Tech	Head Coach	19-9
1999-00	La. Tech	Head Coach	21-8
2000-01	La. Tech	Head Coach	17-12
2001-02	La. Tech	Head Coach	22-10/NIT
2002-03	La. Tech	Head Coach	12-15
2003-04	La. Tech	Head Coach	15-15
2004-05	La. Tech	Head Coach	14-15
2005-06	La. Tech	Head Coach	20-13/NIT
2006-07	La. Tech	Head Coach	10-20
2008-09	LSU	Assistant Coach	27-8/NCAA
2009-10	LSU	Assistant Coach	11-20
2010-11	ULM	Head Coach	7-24
2011-12	ULM	Head Coach	3-26
2012-13	ULM	Head Coach	4-23
2013-14	ULM	Head Coach	10-17
2014-15	ULM	Head Coach	23-12/CBI

PLAYING CAREER
- Played for ULM from 1978-82; Coached by Lenny Fant, Benny Hollis & Mike Vining
- 1979 Atlantic Sun Tournament Champions, NIT
- 1980 Atlantic Sun Regular Season Champions
- 1982 Atlantic Sun Tournament Champions, NCAA
- Two-time team captain ('81 & '82)
- Led team in assists twice

EDUCATION
- Bachelor's degree in general business, ULM (1982)
- Master's degree in guidance counseling, ULM (1986)

ULM Quick Notes Continued...

- ULM ranks top-5 in the country in field goal percentage defense (.379) and eighth in the nation in three-point field goal percentage defense (.295). It is also top-25 in total rebounds, bringing down 1,304

- The Warhawks posted the most single-season SBC wins in school history with 14

- ULM is 13-3 at Fant-Ewing Coliseum this year and 403-172 (.701) all-time. Including the CBI, the 17 home games in 2014-15 are the most in school history

- On the season, ULM has held the opposition to under 60 points 17 times, including 10 times (half its games) in SBC play

- The Warhawks have won eight of their last 10 road games. It included a stretch of six road victories in a row, the most since 1993-94

- ULM is 19-2 on the season when it has at least three double-figure scorers, 9-0 when it has at least four double-figure scorers and 9-0 when it shoots over 50 percent from the field

- ULM reached the SBC Semifinals for the first-time in school history. The Warhawks defeated South Alabama, 77-59 in the quarterfinals for the program's first conference tournament win since 2010. They posted the largest margin of victory in conference tournament play since 1997 when they downed Northwestern State, 85-54

- The Warhawks posted a marquee non-conference win on the road at UAB, 74-65 to open the season. The Blazers went on to win the C-USA Tournament and defeat third-seeded Iowa State in the NCAA Tournament

- For the third year in a row, the Warhawks won a Team Academic Award from the Sun Belt Conference. The Warhawks were once again recognized on the court with a special ceremony before their first game at the SBC Championships. In addition to the team award, sophomore Nick Coppola was named to the Commissioner's List and junior DeMondre Harvey and redshirt-freshman Lance Richard both earned Honor Roll recognition

- Ongwae leads the team in scoring with 14.3 points per game and grabs 6.6 rebounds per contest. Ongwae has reached double-figures in scoring 23 times this year, including eight 20-plus outings. He's a three-time LSWA, two-time SBC and two-time CSM Player of the Week winner this season. Ongwae ranks second in the SBC in free throw percentage (.836). He has seven career double-doubles including four this season

- Deng put in 11.1 points per game in league action and shot .368 (25-68) from three-point range. He averages 1.4 blocks per game on the year, third-best in the SBC. Deng has swatted a block in 27 games this season and at least two blocks 16 times. He has posted seven double-doubles on the year including 14 points and 14 rebounds in his last outing against Mercer

- Sophomore Nick Coppola is second in the SBC in assist:turnover ratio (2.2) and assists (3.9 apg). He's played 40 minutes (or more) 15 times this season and 23 times in his career. He played six straight 40 minute games, a school record, breaking Maurice Bell's string of five in a row in 1999-2000. Coppola scores 9.4 points per game on the year and is shooting a team-high .393 (55-140) from beyond-the-arc

- Junior Justin Roberson leads the team with 38 steals on the year. He averages 9.1 points per game and has reached double-figures 14 times

- Junior Jamaal Samuel scored 15 points in the CBI First Round against Eastern Michigan. On Monday, he pulled down a career-high 10 rebounds at Mercer

- This season, ULM tallied two win streaks of six games in the same year for the first time since 1992-93

- Two players registered a double-double (Deng/Harvey) against the Jags in the SBC Quarterfinals. It marked the third time the Warhawks have done that in a game this season (previously against La. College and Northwestern St.)

ULM Quick Notes Continued...

- ULM honored Chinedu Amajoyi, Tylor Ongwae, Evan Sims and Marvin Williams on Senior Day with a special presentation before the game. All four are on pace to graduate with degrees from ULM in the spring

- The Warhawks finished 5-2 in February. The five wins were the most since 1999-2000. They wrapped up the month of January with an 8-2 record, their best January record since 2001-02

- The Warhawks notched five season-sweeps on the year. ULM completed the season-sweep over rival UL-Lafayette for the first time since 1971-72. The Warhawks also swept South Alabama, UALR, Troy and Texas State. It was the second year in a row that ULM swept both South Alabama and UALR

- ULM completed a three-game season sweep over USA. It marked the first-time ULM defeated a team three times in the same year since 1996-97 when it did it to Northwestern State. It also marked the fifth consecutive victory over the Jaguars dating back to last season

- The Warhawks are receiving votes in the latest CollegeInsider Mid-Major Top-25 Poll. They have been as high as No. 22 this season

- Twice this season in league play, the Warhawks erased a 13-point second half deficit to come back and win in overtime. They did it at UT Arlington and Troy. Keith Richard is 20-9 all-time in overtime in his head coaching career and 3-0 SBC this year

- The Warhawks also came back from a 12-point second half deficit against Texas State on Senior Day to win, 56-53

- ULM posted an 18-point win over South Alabama on the road in the second meeting this year, the largest win over USA in school history in 18 meetings. Roberson went off for 18 points on six made field goals, six free throws, five offensive rebounds, four assists, three steals and a block

- At the start of conference play, ULM shot up to the top of the standings after its first six-game winning streak of the year. It was the most consecutive SBC victories in school history. It was also the most league wins in-a-row since 1998-99 when it was a member of the Southland Conference

- Ongwae won Sun Belt Conference Player of the Week, College Sports Madness SBC Player of the Week and Louisiana Player of the Week on Feb. 9. He averaged 20 points per game on the week and led the Warhawks to a pair of victories including a road win at Georgia Southern to catapult them into first-place

- It marked the second SBC and CSM weekly awards and third LSWA weekly award for Ongwae this season. ULM is also the only team in the SBC to win three weekly awards this year as senior Marvin Williams won on Jan. 12

- Ongwae was also named to the Capital One Academic All-District First-Team, the only one from the Sun Belt Conference

- Senior Marvin Williams was named SBC Player of the Week and Co-Louisiana Player of the Week on Jan. 12, 2015. Williams shot 26-33 (.798) and averaged 20.7 points on the week. He posted a career-high 22 points against Red Wolves and then matched his scoring and rebounding highs with 22 and 13 against the Mavs, respectively. Williams' Player of the Week honors came on a stretch of three games in five days where the Warhawks went undefeated

- Ongwae's first couple weekly awards came when he won Co-LSWA Player of the Week on Dec. 22, 2014 and Sun Belt Conference Player of the Week on Nov. 18, 2014. He was named to the Preseason All-SBC Second-Team after earning four postseason awards in 2013-14

HOME COURT ADVANTAGE

403-172 All-Time in Fant-Ewing Coliseum

ULM RECORDS IN FANT-EWING

Year	Games	Record	Pct.	Avg. Attend.
1971-72	10	6-4	.600	4,190
1972-73	11	8-3	.727	3,232
1973-74	11	8-3	.727	3,250
1974-75	12	11-1	.917	3,454
1975-76	13	10-3	.769	5,451
1976-77	13	9-4	.692	5,073
1977-78	13	10-3	.769	4,459
1978-79	16	15-1	.937	5,215
1979-80	14	10-4	.714	3,678
1980-81	16	8-8	.500	3,067
1981-82	16	13-3	.812	3,808
1982-83	14	12-2	.857	2,946
1983-84	16	11-5	.688	2,098
1984-85	13	9-4	.692	2,380
1985-86	15	14-1	.933	2,114
1986-87	13	8-5	.615	2,582
1987-88	12	10-2	.833	2,582
1988-89	12	8-4	.667	2,861
1989-90	14	13-1	.928	2,949
1990-91	14	14-0	1.000	3,327
1991-92	12	9-3	.750	2,710
1992-93	14	14-0	1.000	3,892
1993-94	14	10-4	.714	3,351
1994-95	12	9-3	.750	3,619
1995-96	11	8-3	.727	2,182
1996-97	12	9-3	.750	1,822
1997-98	11	7-4	.636	1,301
1998-99	11	7-4	.636	1,913
1999-00	14	11-3	.786	2,003
2000-01	13	9-4	.692	935
2001-02	12	12-0	1.000	3,437
2002-03	12	7-5	.583	1,412
2003-04	13	9-4	.692	1,624
2004-05	13	6-7	.462	1,296
2005-06	13	8-5	.615	793
2006-07	14	14-0	1.000	1,952
2007-08	12	5-7	.417	1,338
2008-09	14	8-6	.571	907
2009-10	14	8-6	.571	1,398
2010-11	13	4-9	.308	1,400
2011-12	13	0-13	.000	1,438
2012-13	12	3-9	.250	1,255
2013-14	12	6-6	.500	1,513
2014-15	16	13-3	.813	1,833
TOTALS	575	403-172	.701	

ULM's Rankings in the SBC

On the season, ULM ranks...

First in FG% def.: .379
First in 3FG% def.: .295
Second in scoring def.: 60.2 ppg
Second in FT%: .711
Second in blocks: 4.1 bpg
Second in reb. margin: +2.8
Second in def. rebs: 25.9 drpg
Second in def. reb%: .703
Third in assists: 13.3 apg
Third in ast:turn ratio: 1.1
Third in reb. off.: 37.1 rpg
Third in reb. def.: 34.0
Third in off. reb%: .323
Coppola second in assists: 3.9 apg
Coppola second in 3FG%: .393
Coppola second in ast:turn: 2.2
Coppola second in mins: 36.3 mpg
Ongwae second in FT%: .836
Deng third in blocks: 1.4 bpg
Deng third in def. rebs: 5.3 drpg
Deng fourth in rebs: 7.2 rpg
Ongwae fourth in mins: 35.2 mpg

In SBC Games Only, ULM ranked...

First in scoring def: 60.0 ppg
Second in FG% def: .390
Second in 3FG%: .306
Second in reb. margin: +2.2
Second in def. reb.%: .717
Third in blocks: 3.5 bpg
Third in ast:turn: 1.1
Third in reb. off.: 36.0 orpg
Third in reb. def.: 25.4 drpg
Coppola first in mins: 37.2 mpg
Coppola third in ast:turn: 1.9
Ongwae third in FT%: .859
Ongwae fourth in mins: 36.5 mpg
Deng fifth in blocks: 1.2 bpg
Ongwae fifth in rebs.: 7.0 rpg
Deng sixth in rebs: 6.9 rpg

Capital One Academic 2014-15 All-District First-Team (District 6)

Brandon Bos (South Dakota), Senior, Markham, Ontario
3.57; Kinesiology & sports science

Mike Gesell (Iowa), Junior, South Sioux City, Neb.
3.93; Finance

Chris Kading (North Dakota St.), Junior, De Pere, Wis.
3.80; Exercise science

Tylor Ongwae (ULM), Senior, Eldoret, Kenya
3.45; Business management

Jarrod Uthoff (Iowa), Junior, Cedar Rapids, Iowa
3.34 Economics

Note: Ongwae was the only Academic All-District First-Team winner from the Sun Belt Conference in any of the eight districts

ULM Quick Notes Continued...

- The Warhawks have won three SBC Player of the Week awards this season with Ongwae winning twice. ULM has had two different players earn SBC Player of the Week honors in the same season for the first time in school history

- Ongwae has won the Warhawk of the Week award nine times in his career, the most in the award's two-year history

- The Warhawks closed out non-conference play with a winning record for the first time since 2007-08

- Earlier this season, ULM took eighth-ranked Florida to overtime. Coppola hit a three-pointer with 19 seconds left to level the score at 51. ULM led 54-53 with 3:00 remaining in overtime after a three-point play from Ongwae

- The 61 points allowed versus No. 8 Florida was the lowest ULM has ever let up against a ranked opponent in program history

- ULM hung around in front of 13,710 fans at The Pit against New Mexico in a closely contested 54-46 decision. ULM went on an 11-0 run in the second half to make it a six-point game with 3:48 remaining

- The Warhawks posted a historic 106-39 victory over Champion Baptist in their home opener. The 67-point win broke the school record for largest margin of victory. It was also the most points ULM scored in a game since Feb. 17, 2001 in a game against UTSA. Additionally, the 67-point victory was the largest of any game in the Sun Belt Conference this season

- The Warhawks followed it up with a 28-point home win over Louisiana College as both Deng and Coppola recorded double-doubles

- Coppola dished out a career-high 12 assists against Louisiana College in a double-double. Coppola started all 27 games last year at point guard as a true freshman and has started every game of his career

- The Warhawks opened the season with a 74-65 victory on the road over UAB. It was the first opening night victory for ULM since Nov. 14, 2008 when it defeated Morehead State, 56-54 and the first opening night road win since Nov. 23, 1999 when it won at Samford, 67-60. Additionally, it was the largest opening night road victory since Dec. 1, 1979 when it beat Nicholls State, 79-69

- Keith and Lance Richard have gone up against four other father/son duos this season. The Richard's took on Josiah/Eric Capaci at Champion Baptist, Billy/Billy Donovan at Florida, Cullen/Craig Neal at New Mexico and Ron/R.J. Hunter at Georgia State twice

- The Warhawks entered the 2014-15 season without any APR penalties for the first time in five years. Keith Richard turned the program around academically since inheriting APR sanctions when he took over at the helm, and the Warhawks have won back-to-back-to-back Sun Belt Conference academic awards

- For the first time since the NCAA instituted academic progress rate (APR) scores in 2003-04, the ULM men's basketball program tallied a perfect 1,000 score in the 2013-14 season. Over the summer, ULM was the only Division I institution in the state of Louisiana to earn the Team Academic Excellence award from the NABC

- On Jan. 24, 2015, legendary former head coach Mike Vining was honored at halftime in the game against Georgia Southern with the raising of a "402" banner. It represents his total number of regular season and postseason victories at ULM over 24 seasons at the helm

Ongwae, Deng Earn All-Conference Honors; Richard Wins SBC Coach of the Year

After a breakthrough year from the ULM men's basketball program, senior Tylor Ongwae earned All-Conference First-Team honors, junior Majok Deng was named to the All-Conference Third-Team, and head coach Keith Richard won Coach of the Year, the league office announced Tuesday.

Ongwae, a native of Eldoret, Kenya, led the team in scoring with 13.8 points per game and tied Deng for the team high in rebounding with 6.9 per contest. Ongwae reached double-figures in scoring 20 times this year, including six 20-plus outings.

On the season, Ongwae tallied four double-doubles and four double-figure rebounding games. He registered a season-high 25 points two times. Ongwae played six 40-minute games, all in conference play, including a stretch of four in a row.

Ongwae was the only player from the SBC selected to a Capital One Academic All-District First-Team from any of the eight districts. He was a three-time LSWA Player of the Week winner, two time SBC Player of the Week winner and two time College Sports Madness SBC Player of the Week winner.

It marked the second consecutive All-Conference recognition for Ongwae as he was named to the Third-Team last season.

Deng got it done on both ends of the court, averaging 11.1 points and 6.9 rebounds in conference play. He ranked third in the league in blocks with 1.4 per contest. Deng swatted away a block in 24 games this year, including at least two blocks in 14 games.

The Adelaide, Australia product reached double-figures in scoring 18 times and double-figures in rebounding five times. He posted a team-high five double-doubles on the year, including a big 14-point, 15-rebound outing against UALR at home.

Deng set his career-high in scoring with 21 points on the road against UALR and neared a double-double with nine rebounds. He played 40 minutes twice and ranked third in the league in defensive rebounds with 5.1 per game.

The length of both Ongwae and Deng resulted in big defensive numbers for ULM all season. The duo helped the Warhawks keep the opposition to under 60 points 15 times, including half (10) of their conference games. ULM also ranked top-15 in the nation in both field goal and three-point field goal percentage defense the entire year.

Richard coached the Warhawks to their 11th 20-win season in school history and their first in 13 years. He elevated ULM to a tie for second-place in the final SBC standings after being picked sixth preseason and last two years ago.

For the second straight year, Richard doubled both ULM's overall and conference win totals. The 14 SBC victories were the most in school history. He coached the Warhawks to two different six-game winning streaks in conference, a 12-3 home record and won seven of his last nine road games.

Richard won Coach of the Year in his very first season without any APR penalties from the NCAA. He inherited heavy APR sanctions when he took over at the helm on April 22, 2010, and has since won back-to-back SBC team academic awards. Last year, ULM recorded a perfect 1,000 APR score for the first time since the NCAA instituted APR scores in 2003-04.

It marked the second career SBC Coach of the Year award for Richard who previously won in 1998-99 as head coach of former league-member Louisiana Tech.

First-Team All-Conference
Jelani Hewitt (Ga. Southern, Sr., Guard)
Ryan Harrow (Georgia St., R-Sr., Guard)
R.J. Hunter (Georgia St., Jr., Guard)
Shawn Long (UL Lafayette, Jr., Forward)
Tylor Ongwae (ULM, Sr., Forward)

Second-Team All-Conference
Frank Eaves (Appalachian St., Jr., Guard)
Anthony Livingston (Ark. St., So., Forward)
Ken Williams (South Alabama, So., Guard)
Lonnie McClanahan (UTA, Sr., Guard)
Emani Gant (Texas State, Jr., Forward)

Third-Team All-Conference
Josh Hagins (UALR, Jr., Guard)
Trent Wiedeman (Ga. Southern, Sr., Center)
Jay Wright (UL Lafayette, So., Guard)
Majok Deng (ULM, Jr., Forward)
Wesley Person (Troy, Fr., Guard)

Player of the Year
R.J. Hunter (Georgia State, Jr., Guard)

Defensive Player of the Year
Jelani Hewitt (Georgia Southern, Sr., Guard)

Freshman of the Year
Wesley Person (Troy, Fr., Guard)

Joe Gottfried Coach of the Year
Keith Richard (ULM, Fifth Season)

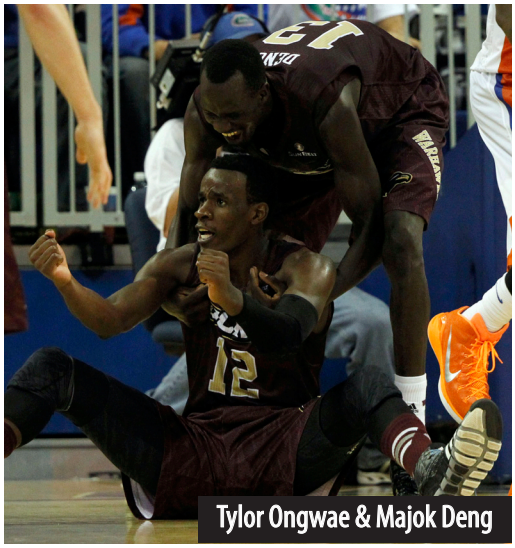
Tylor Ongwae & Majok Deng

ULM Warhawks Men's Basketball

University of Louisiana at Monroe

CenturyLink™

WE ARE ULM

12 REGULAR SEASON CHAMPIONSHIPS

1961-62 - Gulf States Conference
1964-65 - Gulf States Conference
1978-79 - Atlantic Sun Conference
1979-80 - Atlantic Sun Conference
1985-86 - Southland Conference
1989-90 - Southland Conference
1990-91 - Southland Conference
1992-93 - Southland Conference
1993-94 - Southland Conference
1995-96 - Southland Conference
1996-97 - Southland Conference
2006-07 - Sun Belt Conference West Division

10 POSTSEASON APPEARANCES

1978-79 - NIT
1981-82 - NCAA Tournament
1985-86 - NCAA Tournament
1987-88 - NIT
1989-90 - NCAA Tournament
1990-91 - NCAA Tournament
1991-92 - NCAA Tournament
1992-93 - NCAA Tournament
1995-96 - NCAA Tournament
2014-15 - CBI

EIGHT TOURNAMENT CHAMPIONSHIPS

1978-79 - Atlantic Sun Conference
1981-82 - Atlantic Sun Conference
1985-86 - Southland Conference
1989-90 - Southland Conference
1990-91 - Southland Conference
1991-92 - Southland Conference
1992-93 - Southland Conference
1995-96 - Southland Conference

Numerical Roster

No.	Player	Pos.	Ht.	Wt.	Cl.	Hometown (Previous School)
0	Williams, Marvin	C	6-8	245	Sr.	Memphis, Tenn. (NW Florida State College)
1	Brown, Alex	G	6-4	185	Fr.	Vernon, Fla. (Vernon HS)
2	Harvey, DeMondre	F	6-7	210	Jr.	Minden, La. (Pearl River CC)
3	Cooper, Prince	G	6-4	215	So.	Freeport, Bahamas (Miami-Dade College)
4	Foster, Mack	G	6-2	185	Jr.	Beulah, Miss. (East Mississippi CC)
5	Samuel, Jamaal	F	6-9	205	Jr.	New Orleans, La. (Illinois State)
10	Taylor, Roderick	F	6-8	210	Fr.	Harker Heights, Texas (Harker Heights HS)
11	Coppola, Nick	G	5-11	190	So.	Richmond, Va. (Benedictine Prep)
12	Ongwae, Tylor	F	6-7	205	Sr.	Eldoret, Kenya (Ranger College)
13	Deng, Majok	F	6-10	190	Jr.	Adelaide, Australia (Indian Hills CC)
20	Amajoyi, Chinedu	G	6-3	195	Sr.	Rancho Cucamonga, Calif. (Kilgore College)
22	Richard, Lance	G	5-10	175	RFr.	Monroe, La. (Sterlington HS)
32	Roberson, Justin	G	6-1	185	Jr.	Natchitoches, La. (Western Texas)

COACHING STAFF

Head Coach: Keith Richard (ULM '82)
Assistant Coach: Ryan Cross (Buffalo '95)
Assistant Coach: Lonnie Cooper (Louisiana Tech '99)
Assistant Coach: J.A. Anglin (LSU Shreveport '10)
Graduate Assistant: Luke Richard
Team Manager: Gil Williams

PRONUNCIATION

Keith/Lance/Luke RICHARD	Ree-SHARD
CHINEDU AMAJOYI	Chin-ih-due Om-uh-joy
TYLOR ONGWAE	Tie-ler Ong-why
MAJOK Deng	Muh-jook Day-ng
Justin ROBERSON	Rob-er-sin
Nick COPPOLA	Cuh-pole-uh

BY CLASS

Seniors (3)..... Chinedu Amajoyi
..... Tylor Ongwae
..... Marvin Williams
Juniors (5)..... Majok Deng
..... Mack Foster
.....DeMondre Harvey
.....Justin Roberson
.....Jamaal Samuel
Sophomores (2) ..... Prince Cooper
.....Nick Coppola
Freshmen (3)..... Alex Brown
..... Lance Richard
..... Roderick Taylor

BY POSITION

Guards (7) ..... Chinedu Amajoyi
.....Alex Brown
..... Prince Cooper
.....Nick Coppola
..... Mack Foster
.....Lance Richard
.....Justin Roberson
Forwards (5)..... Majok Deng
.....DeMondre Harvey
..... Tylor Ongwae
.....Jamaal Samuel
..... Roderick Taylor
Center (1) ..... Marvin WIlliams

BY STATE/COUNTRY

Australia..... Majok Deng
Bahamas ..... Prince Cooper
California..... Chinedu Amajoyi
Florida..... Alex Brown
Kenya ..... Tylor Ongwae
Louisiana (4) .....DeMondre Harvey
..... Lance Richard
.....Justin Roberson
.....Jamaal Samuel
Mississippi..... Mack Foster
Tennessee ..... Marvin Williams
Texas ..... Roderick Taylor
Virginia .....Nick Coppola

ULM Quick Facts

Location	Monroe, La.
Enrollment	8,517
Founded	1931
Nickname/Mascot	Warhawks/Ace
Colors	Maroon & Gold
President	Dr. Nick Bruno
Director of Athletics	Brian Wickstrom
Conference	Sun Belt
Affiliation	NCAA Division I
All-Time Record	933-826 (63rd season)
Winning Seasons	39 (20+ wins 11 times)
Home Venue	Fant-Ewing Coliseum (7000)
Playing Surface	Maple
Opened	1971
Press Row Phone	318-342-6920
Head Coach	Keith Richard
Record at ULM	47-102 (fifth year)
Career Record	197-219 (14th year)
Assistant Coach	Ryan Cross
Assistant Coach	Lonnie Cooper
Assistant Coach	J.A. Anglin
Graduate Assistant	Luke Richard
Team Manager	Gil Williams
Athletic Trainer	Jeremy Teblum
Website	www.ulmwarhawks.com
Facebook	www.facebook.com/warhawks
Twitter	@ULM_MBB

All-Time Series History
vs. Vermont - First-ever Meeting

Sun Belt in the Postseason

NCAA Tournament Round of 64
Georgia State 57, Baylor 56
NCAA Tournament Round of 32
Xavier 75, Georgia State 67

CBI Round of 16
ULM 71, Eastern Michigan 67
CBI Quarterfinals
ULM 71, Mercer 69
CBI Semifinals
Vermont at ULM, 7:00 p.m.

CIT Round of 32
UL-Lafayette 83, Incarnate Word 68
CIT Round of 16
UL-Lafayette 71, Sam Houston St. 70
CIT Quarterfinals
Evansville at UL-Lafayette, March 26

Scouting Vermont

The Catamounts come into Fant-Ewing Coliseum with a 20-13 overall record and went 12-4 in the American East Conference. In their first round game in the CBI, they knocked off Hofstra, 85-81 on the road. On Monday, they hosted Radford and won, 78-71.

Ethan O'Day leads a balanced scoring attack with 12.3 points per game and also grabs 4.5 rebounds. Dre Wills records 9.2 points and 4.9 rebounds per game, while Trae Bell-Haynes scored 9.2 points per outing. Kurt Stiedl leads the team with 54 made three-pointers (.375) and puts in 8.1 points per game, and Hector Harold scores 8.2 points per game.

Vermont is one of the better defensive teams in the nation, holding the opposition to just 58.8 points per game. It has won at least 20 games for the seventh straight season, including all four years under head coach John Becker.

Becker is the only coach in America East history to coach his team to 20-win seasons in each of his first four years. He won American East Coach of the Year in 2013-14 after coaching the Catamounts to the regular season crown. He won an NCAA Tournament game in 2012 as Vermont defeated Lamar, 71-59, in the First Four.

Becker was previously an assistant coach at Vermont for five seasons. The Catamounts have won a championship in eight of the nine years he's been on the bench.

2014-15 SBC Preseason Poll *(First-place votes in parenthesis)*

1.	Georgia State	121 (11)
2.	UL-Lafayette	110
3.	UALR	94
4.	UT Arlington	75
5.	Arkansas State	73
6.	**ULM**	**69**
7.	Texas State	43
8.	Troy	42
T-9.	Georgia Southern	38
T-9.	South Alabama	38
11.	Appalachian State	23

SUN BELT™ CONFERENCE

SUN BELT CONFERENCE PRESEASON TEAMS

Preseason First Team All-Conference
Jelani Hewitt (Georgia Southern, Senior, Guard)
Ryan Harrow (Georgia State, Senior, Guard)
R.J. Hunter (Georgia State, Junior, Guard)
Shawn Long (UL Lafayette, Senior, Forward)
Lonnie McClanahan (UT Arlington, Senior, Guard)

Preseason Second Team All-Conference
Josh Hagins (UALR, Junior, Guard)
James White (UALR, Junior, Forward)
Xavian Rimmer (UL Lafayette, Senior, Guard)
Tylor Ongwae (ULM, Senior, Forward)
Emani Grant (Texas State, Junior, Forward)

Preseason Third Team All-Conference
Tab Hamilton (Appalachian State, Senior, Guard)
Trent Wiedeman (Georgia Southern, Senior, Guard)
Curtis Washington (Georgia State, Senior, Forward)
Jamel Outler (UT Arlington, Senior, Guard)
Kevin Thomas (Troy, Senior, Forward)

Preseason Player of the Year
R.J. Hunter (Georgia State, Junior, Guard)

ULM Warhawks Men's Basketball

University of Louisiana at Monroe

CenturyLink™

In the CBI Quarterfinals...

Ongwae's Season-High Lifts ULM over Eastern Michigan, 71-67 in CBI First Round

MONROE, La. – Senior Tylor Ongwae notched a season-high 26 points including a pair of huge three-pointers late as the ULM men's basketball program overcame a 19-0 Eastern Michigan run in the second half to win, 71-67 on Wednesday at Fant-Ewing Coliseum in the first round of the College Basketball Invitational.

ULM (22-12) led 54-38 when the Eagles (21-14) stormed back with their 19-0 surge to take the lead, 57-54 with 7:51 to go. EMU was still up, 63-60 at the 3:45 mark when junior Jamaal Samuel converted a put-back and Ongwae came through with his back-to-back three-pointers to put ULM on top, 68-65 with 52 seconds left.

Junior Justin Roberson hit a pair of free throws to extend the lead to 70-65 and complete a 10-2 run with 35 seconds remaining.

EMU's Tim Bond responded a jumper, and the Eagles were able to get a tie-up with the possession arrow with 20 seconds left. The Warhawks forced a tough three-point attempt and junior Majok Deng came down with the rebound after the miss with 5.6 seconds left. He made a free throw to seal the game.

Ongwae, an All-SBC First-Team selection, played all 40 minutes, drained nine field goals, recorded six assists and pulled down five rebounds. Samuel netted 15 points and grabbed eight rebounds, and All-SBC Third-Team honoree Deng registered 15 points and eight rebounds. Roberson finished with nine points, seven rebounds and three assists.

Raven Lee led EMU with 17 points. Bond ended with 13 points and six assists, and Trent Perry had 10 points.

Official Basketball Box Score -- Game Totals -- Final Statistics
EASTERN MICHIGAN vs ULM
03/18/15 7:00 PM CDT at Fant-Ewing Coliseum; Monroe, Louisiana

EASTERN MICHIGAN 67 • 21-14

##	Player		Total FG-FGA	3-Ptr FG-FGA	FT-FTA	Rebounds Off	Def	Tot	PF	TP	A	TO	Blk	Stl	Min
00	Lee, Raven	*	5-17	1-6	6-6	2	0	2	2	17	2	2	0	2	34
01	Talley, Mike	*	1-7	0-3	2-2	1	1	2	1	4	2	4	0	1	24
03	Okoloji, Anali	*	3-6	0-0	1-1	2	1	3	0	7	2	1	0	2	17
14	Ward, Karrington	*	2-7	1-4	3-4	1	6	7	4	8	0	0	0	3	25
21	Hunter, Jerome	*	0-1	0-0	0-0	1	1	2	0	0	0	0	0	0	5
04	Nazione, Brandon		2-6	1-1	0-0	3	1	4	3	5	0	3	0	1	13
05	Price, Jodan		1-6	1-5	0-0	0	0	0	0	3	0	0	0	0	10
10	Bond, Tim		5-7	1-3	2-2	0	4	4	2	13	6	0	2	2	33
12	Ajayi, Olalekan		0-0	0-0	0-0	0	1	1	5	0	0	0	0	0	17
13	Perry, Trent		4-4	2-2	0-0	0	0	0	0	10	0	0	0	0	14
25	Alvano, Ethan		0-0	0-0	0-0	0	0	0	0	0	0	0	0	0	3
30	Samuels, Mike		0-0	0-0	0-0	0	0	0	2	0	0	0	0	0	5
	Team					1	1	2				1			
	Totals		23-61	7-24	14-15	11	16	27	19	67	12	11	2	11	200

FG % 1st Half:	10-31	32.3%	2nd half:	13-30	43.3%	Game:	23-61	37.7%
3FG % 1st Half:	4-14	28.6%	2nd half:	3-10	30.0%	Game:	7-24	29.2%
FT % 1st Half:	7-7	100.0%	2nd half:	7-8	87.5%	Game:	14-15	93.3%

Deadball Rebounds 2,1

ULM 71 • 22-12

##	Player		Total FG-FGA	3-Ptr FG-FGA	FT-FTA	Rebounds Off	Def	Tot	PF	TP	A	TO	Blk	Stl	Min
05	Samuel, Jamaal	*	7-11	0-0	1-2	3	5	8	3	15	0	0	1	0	28
11	Coppola, Nick	*	1-5	1-4	0-0	0	4	4	1	3	5	1	0	0	38
12	Ongwae, Tylor	*	9-17	4-8	4-6	3	2	5	2	26	6	4	0	1	40
13	Deng, Majok	*	3-12	0-1	8-11	4	4	8	0	14	3	4	2	0	37
32	Roberson, Justin	*	3-8	0-2	3-3	0	7	7	3	9	3	4	0	1	30
02	Harvey, DeMondre		1-1	0-0	0-0	2	0	2	0	2	0	1	0	0	14
04	Foster, Mack		1-2	0-1	0-0	0	0	0	1	2	1	3	0	0	13
	Team					3	3	6							
	Totals		25-56	5-16	16-22	15	25	40	10	71	18	17	3	2	200

FG % 1st Half:	15-34	44.1%	2nd half:	10-22	45.5%	Game:	25-56	44.6%
3FG % 1st Half:	2-10	20.0%	2nd half:	3-6	50.0%	Game:	5-16	31.3%
FT % 1st Half:	6-10	60.0%	2nd half:	10-12	83.3%	Game:	16-22	72.7%

Deadball Rebounds 5,1

Officials: R-James Durham, U1-KB Burdett, U2-Rusty Phillips
Technical fouls: EASTERN MICHIGAN-None. ULM-None.
Attendance: 3003
College Basketball Invitational First Round (Game 5)

Score by periods	1st	2nd	Total
EASTERN MICHIGAN	31	36	**67**
ULM	38	33	**71**

Points	In Paint	Off T/O	2nd Chance	Fast Break	Bench
EMU	26	27	10	6	31
ULM	30	15	12	4	4

Last FG - EMU 2nd-00:23, ULM 2nd-00:52.
Largest lead - EMU by 4 1st-06:24, ULM by 16 2nd-12:55.
EMU led for 10:09. ULM led for 25:06. Game was tied for 04:36.

Score tied - 9 times.
Lead changed - 14 times.

In the CBI Semifinals...

ULM Comes Back from 20-Point Second-Half Deficit to Beat Mercer, 71-69

MACON, Ga. – Trailing 48-28 in the second half, the ULM men's basketball program slowly chipped away at the deficit and came back in the final minute to defeat Mercer, 71-69 on Monday in the College Basketball Invitational (CBI) quarterfinals at Hawkins Arena.

Senior Tylor Ongwae, an All-Conference First-Team selection, led the charge as he matched his career-high with 27 points. He scored ULM's (23-12) last three field goals, including a game-tying three-pointer and a go-ahead lay-up on the fast-break.

Junior Majok Deng recorded a double-double with 14 points and 14 rebounds and also rejected three blocks in the contest. Sophomore Nick Coppola poured in 11 points with four assists in 40 minutes, and junior Jamaal Samuel grabbed a career-high 10 rebounds. Junior Mack Foster aided the attack with nine points off the bench.

Ike Nwamu led Mercer (19-16) with 20 points including five three-pointers. Jestin Lewis pitched in with 12 points while Jibri Bryan had 10.

The Warhawks saw the Bears shoot 53.8 percent from the field in the first half, but limited them to just an 18.8 mark in the second half.

down 67-62 at the 3:13 mark, Ongwae converted a lay-up, hit a three-pointer and scored in transition to give ULM a 69-67 edge with 49 seconds left. The Warhawks extended their lead to 71-67 after free throws from Coppola and Deng with 26 seconds remaining.

Mercer's Phillip Leonard got a bucket to go and got fouled with 10 seconds left to make it 71-69. After a missed free throw, the Bears grabbed the offensive rebound and kicked it out, but Nwamu's potential go-ahead three-pointer was off the mark in the final seconds and Deng secured the rebound.

Official Basketball Box Score -- Game Totals -- Final Statistics
ULM vs Mercer
3/23/15 7 p.m. at Macon, Ga. - Hawkins Arena

ULM 71 • 23-12

##	Player		Total FG-FGA	3-Ptr FG-FGA	FT-FTA	Rebounds Off	Def	Tot	PF	TP	A	TO	Blk	Stl	Min
05	Samuel, Jamaal	*	2-6	0-1	1-3	3	7	10	2	5	0	2	1	0	18
11	Coppola, Nick	*	4-12	2-6	1-2	0	3	3	0	11	4	3	0	2	40
12	Ongwae, Tylor	*	9-20	2-8	7-9	1	2	3	4	27	3	1	0	3	37
13	Deng, Majok	*	6-13	1-4	1-2	7	7	14	3	14	1	1	3	1	37
32	Roberson, Justin	*	1-6	0-1	1-1	0	3	3	5	3	3	1	0	1	27
02	Harvey, DeMondre		1-1	0-0	0-0	0	1	1	2	2	0	1	1	0	13
04	Foster, Mack		3-7	1-1	2-2	1	2	3	1	9	2	1	0	2	25
20	Amajoyi, Chinedu		0-0	0-0	0-0	0	1	1	0	0	0	0	0	0	3
	Team					1	2	3							
	Totals		26-65	6-21	13-19	13	28	41	17	71	13	10	5	9	200

FG % 1st Half:	11-32	34.4%	2nd half:	15-33	45.5%	Game:	26-65	40.0%
3FG % 1st Half:	3-12	25.0%	2nd half:	3-9	33.3%	Game:	6-21	28.6%
FT % 1st Half:	2-2	100.0	2nd half:	11-17	64.7%	Game:	13-19	68.4%

Deadball Rebounds 4,1

Mercer 69 • 19-16

##	Player		Total FG-FGA	3-Ptr FG-FGA	FT-FTA	Rebounds Off	Def	Tot	PF	TP	A	TO	Blk	Stl	Min
01	Phillip Leonard	*	2-5	0-1	5-8	1	2	3	2	9	3	0	0	3	26
05	Jestin Lewis	*	3-6	3-5	3-4	0	2	2	0	12	1	1	0	2	28
10	Ike Nwamu	*	7-18	5-13	1-2	0	3	3	1	20	0	4	0	0	33
14	T.J. Hallice	*	2-6	0-0	0-2	2	5	7	4	4	4	0	1	0	34
34	Jibri Bryan	*	4-10	2-7	0-0	2	6	8	4	10	2	4	1	1	34
02	Matt Panaggio		0-2	0-1	0-0	0	1	1	0	0	0	1	0	0	5
11	Jordan Strawberry		1-4	0-1	0-0	1	0	1	0	2	2	0	0	0	17
15	Stephon Jelks		2-4	0-1	4-4	3	2	5	0	8	1	1	0	1	15
25	Lawrence Brown		0-0	0-0	0-0	0	0	0	1	0	0	0	0	0	1
52	Niklas Ney		0-1	0-0	4-4	0	1	1	2	4	0	1	0	0	7
	Team					0	3	3							
	Totals		21-56	10-29	17-24	9	25	34	14	69	13	12	2	7	200

FG % 1st Half:	15-31	48.4%	2nd half:	6-25	24.0%	Game:	21-56	37.5%
3FG % 1st Half:	7-13	53.8%	2nd half:	3-16	18.8%	Game:	10-29	34.5%
FT % 1st Half:	5-5	100.0	2nd half:	12-19	63.2%	Game:	17-24	70.8%

Deadball Rebounds 4,3

Officials: Guy Pagano, Scott Young, Ron Tyburski
Technical fouls: ULM-None. Mercer-None.
Attendance: 2677

Score by periods	1st	2nd	Total
ULM	27	44	**71**
Mercer	42	27	**69**

Points	In Paint	Off T/O	2nd Chance	Fast Break	Bench
ULM	34	9	13	8	11
MER	14	16	9	2	14

Last FG - ULM 2nd-00:49, MER 2nd-00:10.
Largest lead - ULM by 4 2nd-00:16, MER by 20 2nd-18:06.
ULM led for 00:49. MER led for 37:50. Game was tied for 01:09.

Score tied - 2 times.
Lead changed - 1 time.

2015 College Basketball Invitational

FIRST ROUND

March 18

Gardner-Webb 78
9:00pm ET
COLORADO 87

March 18

Pepperdine 45
10:00 pm ET
SEATTLE 62

March 18

Stony Brook 70
ESPN3 7:00pm ET
MERCER 72

March 18

Eastern Michigan 67
8:00 pm ET
LOUISIANA MONROE 71

QUARTERFINALS

March 23

Colorado 65
10:00 pm ET
SEATTLE 72

March 23

MERCER 69
7:00 pm ET
ESPN3
Louisiana Monroe 71

QUARTERFINALS

March 23

78 VERMONT
7:00 pm ET
71 Radford

March 23

86 LOYOLA CHICAGO
8:00 pm ET
ESPN3
78 Oral Roberts

FIRST ROUND

March 18

85 Vermont
7:00 pm ET
81 HOFSTRA

March 18

78 Radford
8:00 pm ET
57 DELAWARE STATE

March 17

59 Rider
8:00 pm ET
62 LOYOLA CHICAGO

March 18

87 UC Santa Barbara
8:00 pm ET
91 ORAL ROBERTS

HOME TEAMS IN CAPS

Tournament is re-bracketed after the Quarterfinal Round

SEMIFINALS

March 25

Seattle
8:00 pm ET
LOYOLA CHICAGO

March 25

Vermont
8:00 pm ET
LOUISIANA MONROE

CHAMPIONSHIP SERIES

Championship Series is a Best-of-Three
March 30, April 1 & April 3 (if necessary)

March 30
April 1
April 3*
**if necessary*

Home team in CAPS

CHAMPION

Television Schedule

CBS SPORTS NETWORK

March 30, April 1, April 3*
TBA
**if necessary*

THE GAZELLE GROUP, INC.
475 WALL STREET, PRINCETON, NJ 08540 (TEL) 609-921-1300 (FAX) 609-921-2332
WWW.GAZELLEGROUP.COM

ULM Warhawks Men's Basketball

University of Louisiana at Monroe

CenturyLink™

Sun Belt Conference Standings

(as of 3/24/15)

School	SBC	Pct.	Overall	Pct.	Streak
1. Georgia State	15-5	.750	25-10	.714	L1
T-2. Georgia Southern	14-6	.700	22-9	.710	L1
T-2. ULM	**14-6**	**.700**	**23-12**	**.657**	**W2**
4. UL-Lafayette	13-7	.650	22-13	.629	W2
5. UT Arlington	10-10	.500	16-15	.516	L1
T-6. Appalachian State	9-11	.450	12-17	.414	W3
T-6. South Alabama	9-11	.450	12-21	.364	L1
8. UALR	8-12	.400	13-18	.419	L3
9. Texas State	7-13	.350	14-17	.452	L1
10. Arkansas State	6-14	.300	11-18	.379	L3
11. Troy	5-15	.250	10-19	.345	L4

Most Number of Wins in ULM Single-Season History

1... 27 wins, 1992-93
2... 25 wins, 1990-91
T-3... 23 wins, 2014-15
T-3... 23 wins, 1978-79
5... 22 wins, 1989-90
T-6... 21 wins, 1987-88
T-6... 21 wins, 1954-55
T-8... 20 wins 2001-02
T-8... 20 wins, 1985-86
T-8... 20 wins, 1977-78
T-8... 20 wins, 1969-70

Name	Career 10+ Points	Career 10+ Rebs	Career 10+ Asts
Tylor Ongwae	47 times (20+ 17 times)	7 times	
Nick Coppola	26 times		1 time
Marvin Williams	17 times (20+ 2 times)	3 times	
Jamaal Samuel	7 times	1 time	
DeMondre Harvey	4 times	3 times	
Chinedu Amajoyi	3 times		

Name	Season 10+ Points	Season 10+ Rebs	Season 10+ Asts
Tylor Ongwae	23 times (20+ 8 times)	4 times	
Majok Deng	22 times (20+ 1 time)	6 times	
Nick Coppola	18 times		1 time
Justin Roberson	14 times		
Marvin Williams	7 times (20+ 2 times)	1 time	
Jamaal Samuel	6 times	1 time	
Mack Foster	4 times		
DeMondre Harvey	3 times	3 times	

Single-Game Categorical Highs 2014-15	
Points	Tylor Ongwae - 27, at Mercer
Field Goals Made	Tylor Ongwae - 10, vs. Central Baptist
3FG Made	Nick Coppola - 5, at Arkansas State
Free Throws Made	Tylor Ongwae - 10, vs. South Alabama
Rebounds	Majok Deng/DeMondre Harvey - 15
Assists	Nick Coppola - 12, vs. Louisiana College
Steals	4, three times (Foster/Roberson/Ongwae)
Blocks	Majok Deng (once)/Jamaal Samuel (2 times) - 4
Minutes	Nick Coppola (45, 2 times)/Tylor Ongwae (45, once)

Number of times in 2014-15 a ULM student-athlete has led the team in...

Player	Points	Rebs	Assists	FGM	FGA	FTM	FTA	3FGM	3FGA	Blocks	Steals	Mins
Tylor Ongwae	16	12	10	19	25	15	14	7	8	5	14	16
Majok Deng	6	18	3	6	4	8	7	15	10	21	6	3
Nick Coppola	5	1	19	5	2	2	2	20	17		10	21
Marvin Williams	5	5		5	3	5	7			7	3	
Jamaal Samuel	3	3		3	4			7	6	11	4	
Justin Roberson	2	3	12	3	3	8	10			4	12	2
Mack Foster	1		2	1			1	6	3	4	5	1
DeMondre Harvey	1	4	1	1			2	1		3	4	
Lance Richard								1	2			
Chinedu Amajoyi			1					1	1			
Prince Cooper							1					1

Note: If multiple student-athletes tie in a category in a single game, they all receive credit for leading the team

SUN BELT™ CONFERENCE

2015 MEN'S BASKETBALL CHAMPIONSHIP
MARCH 12-15 - LAKEFRONT ARENA - NEW ORLEANS

Opening Round Thursday, March 12	Quarterfinals Friday, March 13	Semifinals Saturday, March 14	Championship Sunday, March 15
No. 5 UT Arlington - 62			
5 p.m. (CT) ESPN3	No. 8 Texas State - 43		
No. 8 Texas State - 68			
	5 p.m. (CT) ESPN3	No. 4 UL Lafayette - 79	
	No. 4 UL Lafayette - 53		
		1 p.m. (CT) ESPN3	**No. 1 Georgia State - 38**
		No. 1 Georgia State - 83	
			12 p.m. (CT) ESPN2
			No. 1 Georgia State Champion
		No. 2 Georgia Southern - 44	
		3:30 p.m. (CT) ESPN3	No. 2 Georgia Southern - 36
	No. 3 UL Monroe - 77		
		No. 3 UL Monroe - 43	
	7:30 p.m. (CT) ESPN3		
No. 6 South Alabama - 57			
7:30 p.m. (CT) ESPN3	No. 6 South Alabama - 59		
No.7 UALR - 55			

SUN BELT CHAMPIONSHIP 2015 NEW ORLEANS

@SunBeltConference
@SunBelt
@SunBelt
#NOLABound

All times Central (CT) and subject to change

Biggest Turnarounds from 2013-14

1. UC Davis, *Notre Dame, *Temple - 16 wins

2. ***ULM,** New Hampshire, Central Michigan - 13 wins

4. Maryland-Eastern Shore, *Tennessee-Martin - 12 wins

5. Lamar, Eastern Washington, Cornell, Colorado State, *Loyola-Chicago, Maryland - 11 wins

6. Hofstra, Sacred Heart - 10 wins

7. Lafayette, UNC Wilmington, Rhode Island, TCU, Bowling Green, Delaware State - 9 wins

8. Howard, Butler, Southern, James Madison - 8 wins

9. North Florida, Rider, Monmouth, Georgia Southern - 7 wins

** denotes still playing*

ULM's Record by Starting Lineup

Coppola-Roberson-Ongwae-Samuel-Deng (9-4, 5-3 SBC)
Coppola-Foster-Ongwae-Deng-Williams (6-2, 6-2 SBC)
Coppola-Roberson-Ongwae-Deng-Williams (4-4, 2-0 SBC)
Coppola-Roberson-Ongwae-Deng-Harvey (3-1, 0-0 SBC)
Coppola-Amajoyi-Ongwae-Samuel-Deng (1-0, 1-0 SBC)
Coppola-Amajoyi-Ongwae-Samuel-Harvey (0-1, 0-1 SBC)

Where ULM Ranks Nationally...

Fifth in FG% defense (.379)
Ninth in 3FG% defense (.295)
24th in total rebs (1,304)
28th in defensive rebounds per game (25.9)
30th in scoring defense (60.2 ppg)
Coppola ninth in mins (1,271)
Ongwae 20th in mins (1,235)

In the SBC Semifinals..

ULM Drops Heartbreaker in Defensive Battle against Georgia Southern, 44-43

NEW ORLEANS – A closely contested game that came down to the final possession just didn't end in favor of the ULM men's basketball program as Georgia Southern took a 44-43 decision in the semifinals of the Sun Belt Conference Championships on Saturday at Lakefront Arena.

GS (22-8) led by one with 8.2 seconds left when it missed the front-end of a one-and-one free throw opportunity. The Warhawks (21-12) raced down the court, but a jumper at the buzzer was just off the mark.

Junior Jamaal Samuel and sophomore Nick Coppola led ULM with 12 points apiece. Junior Majok Deng, an All-Conference Third-Team honoree, tallied 10 points and nine rebounds.

SBC Defensive Player of Year Jelani Hewitt and All-Conference Third-Team selection Trent Wiedeman posted 11 points each for GS. Curtis Diamond had 10 points, including the game-winning three-pointer, and Eric Ferguson finished with seven points and 12 rebounds.

The Warhawks were still down, 38-35 when Deng nailed back-to-back three-pointers to put them back on top, 41-38 at the 5:08 mark. After the Eagles tied it, a turn-around jumper by Samuel kept ULM ahead, 43-41 with 2:59 left.

Diamond hit a three-pointer to put GS ahead, 44-43 at the 1:49 mark. ULM had the ball with a chance to take the lead with under 30 seconds left, but was called for stepping out of bounds underneath the basket. After a foul, ULM's final chance came after a missed free throw by the Eagles.

Official Basketball Box Score -- Game Totals -- Final Statistics
ULM vs Georgia Southern
03/14/15 3:30pm at New Orleans, La./Lakefront Arena

ULM 43 • 21-12

			Total	3-Ptr		Rebounds									
##	Player		FG-FGA	FG-FGA	FT-FTA	Off	Def	Tot	PF	TP	A	TO	Blk	Stl	Min
05	Samuel, Jamaal	f	5-10	0-1	2-2	1	5	6	3	12	1	2	1	0	33
12	Ongwae, Tylor	f	0-9	0-5	0-0	1	5	6	2	0	2	4	0	3	38
13	Deng, Majok	f	2-6	2-4	4-4	0	9	9	3	10	1	1	1	0	33
11	Coppola, Nick	g	4-9	2-5	2-2	0	2	2	3	12	2	2	0	1	40
32	Roberson, Justin	g	3-10	1-2	1-1	2	7	9	4	8	2	3	0	1	36
02	Harvey, DeMondre		0-1	0-0	1-2	1	0	1	1	1	0	0	0	0	14
04	Foster, Mack		0-1	0-0	0-0	1	2	3	0	0	0	1	0	0	6
	Team					1	1	2							
	Totals		14-46	5-17	10-11	7	31	38	16	43	8	13	2	5	200

FG % 1st Half:	6-21	28.6%	2nd half:	8-25	32.0%	Game:	14-46	30.4%
3FG % 1st Half:	2-9	22.2%	2nd half:	3-8	37.5%	Game:	5-17	29.4%
FT % 1st Half:	8-9	88.9%	2nd half:	2-2	100.0	Game:	10-11	90.9%

Deadball Rebounds
2,2

Georgia Southern 44 • 22-8

			Total	3-Ptr		Rebounds									
##	Player		FG-FGA	FG-FGA	FT-FTA	Off	Def	Tot	PF	TP	A	TO	Blk	Stl	Min
03	Ferguson, Eric	f	2-10	1-4	2-4	4	8	12	3	7	0	4	1	0	35
44	Wiedeman, Trent	f	4-11	0-1	3-4	2	5	7	0	11	0	0	2	0	35
02	Hughes, Mike	g	1-5	0-2	0-0	0	2	2	3	2	1	0	0	0	25
05	Hewitt, Jelani	g	2-9	1-5	6-8	1	3	4	3	11	2	2	0	0	39
10	Allsmiller, Jake	g	1-2	1-2	0-1	0	2	2	2	3	1	1	0	0	23
01	Boykins, Devonte		0-0	0-0	0-0	0	0	0	0	0	0	0	0	0	1
04	Diamond, Curtis		4-11	2-9	0-0	0	3	3	1	10	0	0	0	2	32
35	Doyle, Kyle		0-2	0-0	0-0	1	1	2	2	0	1	0	0	1	10
	Team					0	0	0							
	Totals		14-50	5-23	11-17	8	24	32	14	44	5	7	3	3	200

FG % 1st Half:	6-26	23.1%	2nd half:	8-24	33.3%	Game:	14-50	28.0%
3FG % 1st Half:	2-10	20.0%	2nd half:	3-13	23.1%	Game:	5-23	21.7%
FT % 1st Half:	6-7	85.7%	2nd half:	5-10	50.0%	Game:	11-17	64.7%

Deadball Rebounds
1

Officials: Kerry Sitton, Bruce Benedict, Mitchell Ervin
Technical fouls: ULM-None. Georgia Southern-None.
Attendance:
2015 Sun Belt Conference Men's Basketball Championship - Semifinals

Score by periods	1st	2nd	Total
ULM	22	21	**43**
Georgia Southern	20	24	**44**

Points	In Paint	Off T/O	2nd Chance	Fast Break	Bench
ULM	14	8	4	11	1
GS	16	10	10	8	10

Last FG - ULM 2nd-02:59, GS 2nd-01:49.
Largest lead - ULM by 8 2nd-13:08, GS by 7 1st-18:02.
ULM led for 27:10. GS led for 09:57. Game was tied for 02:46.

Score tied - 6 times.
Lead changed - 10 times.

The Last Time ULM...

Scored 100 or more points	106, vs. Champion Baptist (11/17/14)
Scored 90 or more points	106, vs. Champion Baptist (11/17/14)
Scored 80 or more points	82, vs. Northwestern State (12/9/14)
Scored fewer than 40 points	36, vs. Texas State (1/11/2014)
Held an opponent to under 50 points	44, Georgia Southern (3/14/15)
Held an opponent to under 40 points	39, vs. Champion Baptist (11/17/14)
Won by 30 or more points	67, vs. Champion Baptist (11/17/14)
Won by 40 or more points	67, vs. Champion Baptist (11/17/14)
Won by 50 or more points	67, vs. Champion Baptist (11/17/14)
Won by 60 or more points	67, vs. Champion Baptist (11/17/14)
Had four double-digit scorers	4, vs. South Alabama (3/13/15)
Had five double-digit scorers	5, vs. UALR (1/17/15)
Had no double-digit scorers	at Georgia State (12/30/14)
Had 20 or more assists	20, vs. Northwestern State (12/9/14)
Had fewer than 10 assists	8, vs. Georgia Southern (3/14/15)
Had 10 or more blocks	10, vs. Champion Baptist (11/17/14)
Had 10 or more steals	12, vs. Louisiana College (12/6/14)
Had 25 or more turnovers	29, at Northwestern State (11/21/13)
Had fewer than 10 turnovers	7, vs. South Alabama (3/13/15)
Made 30 or more field goals	32, vs. South Alabama (3/13/15)
Made 40 or more field goals	41, vs. Champion Baptist (11/17/14)
Made 50 or more field goals	51, vs. Georgia Southern (2/8/79)
Shot over 60 pct from field	.620 (31-50), at Nicholls State (11/28/11)
Shot less than 20 pct from field	.185 (10-54) at No. 3 Ohio State (12/27/13)
Made 10 or more 3-pointers	10, at Georgia Southern (2/7/15)
Made 15 or more 3-pointers	15, vs. Middle Tennessee (1/24/08)
Shot over 50 pct from 3FG	.509 (27-53), vs. Appalachian State (2/14/15)
Shot over 60 pct from 3FG	.643 (9-14), at Troy (1/16/14)
Shot less then 20 pct from 3FG	.133 (2-15), vs. Georgia State (3/5/15)
Made 20 or more free throws	24, vs. UL-Lafayette (1/4/14)
Made 30 or more free throws	30, vs. Troy (12/31/09)
Shot 80-90 pct free throws	.833 (5-6), at Arkansas State (2/21/15)
Shot over 90 pct free throws	.909 (10-11), vs. Georgia Southern (3/14/15)
Won on a buzzer beater	W, 60-58, vs. SFA (Malcolm Thomas Jumper) (11/25/08)
Lost on a buzzer beater	L, 76-73, at La. Tech (Kyle Gibson 3FG) (12/2/09)
Won on the last possession	W, 66-65, at UALR (Pair of defensive stands) (3/10/14)
Lost on the last possession	L, 70-68, at Arkansas State (Frederic Dure lay-up, 5.6 secs) (2/21/15)
Won in overtime	W, 71-68 (OT), at Georgia Southern (2/7/15)
Won in double overtime	W, 103-98 (2OT), vs. UL-Lafayette (1/4/2014)
Won in triple overtime	W, 107-106 (3OT), at La. Tech (1/5/1970)
Had two double-doubles in one game	Majok Deng & DeMondre Harvey, vs. South Alabama (3/13/15)
Had two 20+ scorers in one game	Tylor Ongwae & Majok Deng (21 apiece), at UALR (2/5/15)

A ULM Player...

Had a double-double (pts-rbs)	Majok Deng (14 pts, 14 rebs), at Mercer (3/13/15)
Had a double-double (pts-asts)	Nick Coppola (12 pts, 12 asts), vs. Louisiana College (12/6/14)
Had a triple-double	Wojciech Mydra (11 pts, 10 rebs, 10 blks), vs. SHSU (1/24/02)
Had 25 points or more	Tylor Ongwae (27), at Mercer (3/13/15)
Had 30 points or more	Amos Olatayo (30), at Northwestern State (11/21/13)
Had 40 points or more	Henry Steele (40), vs. Louisiana College (1/23/71)
Had 50 points or more	Glynn Saulters (51), vs. Nicholls State (1/1/68)
Made 10 or more field goals	Tylor Ongwae (10), vs. Central Baptist (12/16/14)
Made 15 or more field goals	Mike Smith (15), vs. Houston (12/15/99)
Made five or more 3FG	Nick Coppola (5), at Arkansas State (2/21/15)
Made 10 or more FT	Tylor Ongwae (10-11), vs. South Alabama (1/31/15)
Had 10 or more rebounds	Majok Deng (14) & Jamaal Samuel (10), at Mercer (3/13/15)
Had 15 or more rebounds	DeMondre Harvey (15), vs. Georgia State (3/5/15)
Had 20 or more rebounds	DeAndre Alexander (20), vs. Lamar (3/2/05)
Had 25 or more rebounds	Calvin Natt (25), vs. Miss. State (12/5/78)
Had 30 or more rebounds	Calvin Natt (31) vs. Georgia Southern (12/29/76)
Had 10 or more assists	Nick Coppola (12), vs. Louisiana College (12/6/14)
Had 15 or more assists	Jayon James (15), at FIU (2/2/13)
Had five or more steals	Tylor Ongwae (5), vs. UALR (2/15/14)
Had 10 or more steals	Arthur Hayes (10), vs. McNeese State (1983)
Had five or more blocks	Jayon James (5), vs. UALR (2/15/14)
Had 10 or more blocks	Wojciech Myrda (13), vs. UTSA (3/2/02)
Played 40 minutes or more	Nick Coppola (40), at Mercer (3/13/15)

MISCELLANEOUS STATS 2014-15

Largest halftime lead
35 (53-18), vs. Champion Baptist (11/17/14)

Largest halftime deficit
15, two times

Largest halftime lead surrendered in a loss
3, vs. Georgia State (two times)

Largest halftime deficit overcome in a win
15 (42-27), at Mercer (3/23/15)

Largest lead any time
67 (106-39), vs. Champion Baptist (11/17/14)

Largest deficit any time
23, (66-43), at Appalachian St. (2/28/15)

Largest lead surrendered in a loss
12, at No. 8 Florida (11/21/14)

Largest deficit overcome in a win
20, (48-28, 2H) at Mercer (3/23/15)

Most points scored in a half
53, vs. Champion Baptist (11/17/14)

Fewest points scored in a half
19, three times

Most points allowed in a half
44, two times (vs. NSU/LSUA)

Fewest points allowed in a half
18, two times (vs. Ch. Bapt/vs. USA)

Largest Rebounding Advantage
+27 (48-21), vs. Champion Baptist (11/17/14)

Largest Rebounding Disadvantage
-13 (49-36), at No. 8 Florida (11/21/14)

Highest Plus Turnover Differential
+13 (24-11), vs. Champion Baptist (11/17/14)

Highest Minus Turnover Differential
-11 (15-4), vs. NSU (12/9/14)

Most 3FG Made In a Game
10, at Georgia Southern (2/7/15)

Most 3FG Allowed in a Game
10, two times

Overall Stats

2014-15 ULM MEN'S BASKETBALL
ULM Combined Team Statistics (as of Mar 23, 2015)
All games

RECORD:	OVERALL	HOME	AWAY	NEUTRAL
ALL GAMES	23-12	13-3	9-6	1-3
CONFERENCE	14-6	7-3	7-3	0-0
NON-CONFERENCE	9-6	6-0	2-3	1-3

					Total		3-Point		F-Throw		Rebounds											
##	Player	gp-gs	min	avg	fg-fga	fg%	3fg-fga	3fg%	ft-fta	ft%	off	def	tot	avg	pf	dq	a	to	blk	stl	pts	avg
12	Ongwae, Tylor	35-35	1235	35.3	182-436	.417	23-88	.261	112-134	.836	83	148	231	6.6	76	2	100	87	11	37	499	14.3
13	Deng, Majok	35-34	1052	30.1	126-293	.430	37-110	.336	69-92	.750	74	185	259	7.4	79	2	42	50	50	18	358	10.2
11	Coppola, Nick	35-35	1271	36.3	115-281	.409	55-140	.393	45-61	.738	7	99	106	3.0	64	1	135	63	0	31	330	9.4
32	Roberson, Justin	35-25	958	27.4	122-307	.397	7-39	.179	63-85	.741	33	109	142	4.1	93	6	93	66	8	38	314	9.0
00	Williams, Marvin	21-16	474	22.6	73-129	.566	1-3	.333	32-51	.627	36	62	98	4.7	49	1	10	35	19	9	179	8.5
05	Samuel, Jamaal	35-15	650	18.6	97-232	.418	25-92	.272	14-27	.519	28	104	132	3.8	64	2	16	33	36	12	233	6.7
04	Foster, Mack	35-8	633	18.1	68-168	.405	23-74	.311	18-31	.581	18	48	66	1.9	53	1	33	29	6	22	177	5.1
02	Harvey, DeMondre	35-5	518	14.8	50-81	.617	0-0	.000	23-41	.561	54	70	124	3.5	38	0	13	18	13	6	123	3.5
22	Richard, Lance	19-0	59	3.1	7-26	.269	6-24	.250	0-0	.000	1	5	6	0.3	5	0	1	2	1	2	20	1.1
03	Cooper, Prince	18-0	119	6.6	8-18	.444	0-0	.000	1-9	.111	7	13	20	1.1	6	0	9	9	1	3	17	0.9
20	Amajoyi, Chinedu	21-2	131	6.2	5-21	.238	1-10	.100	2-2	1.000	1	13	14	0.7	12	0	13	7	0	1	13	0.6
	Team										54	52	106					8				
	Total.....	35	7100		853-1992	.428	178-580	.307	379-533	.711	396	908	1304	37.3	539	15	465	407	145	179	2263	64.7
	Opponents.....	35	7104		744-1964	.379	205-694	.295	413-578	.715	379	813	1192	34.1	512	-	380	402	112	187	2106	60.2

TEAM STATISTICS	ULM	OPP
SCORING	2263	2106
Points per game	64.7	60.2
Scoring margin	+4.5	-
FIELD GOALS-ATT	853-1992	744-1964
Field goal pct	.428	.379
3 POINT FG-ATT	178-580	205-694
3-point FG pct	.307	.295
3-pt FG made per game	5.1	5.9
FREE THROWS-ATT	379-533	413-578
Free throw pct	.711	.715
F-Throws made per game	10.8	11.8
REBOUNDS	1304	1192
Rebounds per game	37.3	34.1
Rebounding margin	+3.2	-
ASSISTS	465	380
Assists per game	13.3	10.9
TURNOVERS	407	402
Turnovers per game	11.6	11.5
Turnover margin	-0.1	-
Assist/turnover ratio	1.1	0.9
STEALS	179	187
Steals per game	5.1	5.3
BLOCKS	145	112
Blocks per game	4.1	3.2
ATTENDANCE	29321	59106
Home games-Avg/Game	16-1833	15-3413
Neutral site-Avg/Game	-	4-1977

Score by Periods	1st	2nd	OT	Totals
ULM	1069	1163	31	2263
Opponents	964	1115	27	2106

	Date	Opponent		Score	Att.
	11/15/14	at UAB	W	74-65	2403
	11/17/14	CHAMPION BAPTIST	W	106-39	1078
	11/21/14	at Florida	Lot	56-61	11003
	11/26/14	vs Coastal Carolina	L	48-61	2426
	11/27/14	vs Robert Morris	L	54-71	2136
	12/6/14	LOUISIANA COLLEGE	W	83-55	1053
	12/09/14	NORTHWESTERN STATE	W	82-74	1082
	12/13/14	at New Mexico	L	46-54	13710
	12/16/14	CENTRAL BAPTIST	W	78-53	1060
	12/19/14	LSUA	W	76-71	1201
	12/21/14	at Samford	L	50-64	1053
*	12/30/14	at Georgia State	L	45-65	1371
*	01/05/15	ARKANSAS STATE	W	70-61	1418
*	1/8/15	at UTA	Wot	76-73	1074
*	1/10/15	at Texas State	W	62-59	1612
*	01/15/15	TROY	W	63-54	1676
*	01/17/15	UALR	W	64-52	1793
*	1/19/15	at UL-Lafayette	W	57-55	4213
*	01/22/15	UTA	L	57-61	1571
*	01/24/15	GEORGIA SOUTHERN	L	53-57	2898
*	01/29/15	at TROY	Wot	58-55	2289
*	01/31/15	SOUTH ALABAMA	W	67-61	1878
*	2/5/15	at UALR	W	77-61	1676
*	02/07/15	at GEORGIA SOUTHERN	Wot	71-68	2427
*	02/12/15	UL-LAFAYETTE	W	67-55	3502
*	02/14/15	APPALACHIAN STATE	W	69-58	1388
*	2/21/15	at ARKANSAS STATE	L	68-70	1916
*	02/26/15	at SOUTH ALABAMA	W	75-57	1834
*	2/28/15	at APPALACHIAN STATE	L	43-66	1941
*	02/05/15	GEORGIA STATE	L	50-58	2871
*	03/07/15	TEXAS STATE	W	56-53	1849
	03/13/15	vs SOUTH ALABAMA	W	77-59	1360
	03/14/15	vs GEORGIA SOUTHERN	L	43-44	1985
	03/18/15	EASTERN MICHIGAN	W	71-67	3003
	3/23/15	at Mercer	W	71-69	2677

ULM Warhawks Men's Basketball

University of Louisiana at Monroe

CenturyLink™

Conference Stats

2014-15 ULM MEN'S BASKETBALL
ULM Combined Team Statistics (as of Mar 07, 2015)
Conference games

RECORD:	OVERALL	HOME	AWAY	NEUTRAL
ALL GAMES	14-6	7-3	7-3	0-0
CONFERENCE	14-6	7-3	7-3	0-0
NON-CONFERENCE	0-0	0-0	0-0	0-0

					Total		3-Point		F-Throw		Rebounds											
##	Player	gp-gs	min	avg	fg-fga	fg%	3fg-fga	3fg%	ft-fta	ft%	off	def	tot	avg	pf	dq	a	to	blk	stl	pts	avg
12	Ongwae, Tylor	20-20	729	36.5	90-237	.380	13-52	.250	61-71	.859	46	94	140	7.0	40	1	55	53	7	23	254	12.7
13	Deng, Majok	20-19	628	31.4	80-175	.457	25-68	.368	37-50	.740	41	97	138	6.9	51	2	24	30	23	10	222	11.1
00	Williams, Marvin	11-10	296	26.9	50-81	.617	0-0	.000	20-29	.690	23	42	65	5.9	25	1	7	24	9	5	120	10.9
32	Roberson, Justin	20-10	536	26.8	67-177	.379	3-22	.136	43-60	.717	24	47	71	3.6	52	3	53	31	6	19	180	9.0
11	Coppola, Nick	20-20	745	37.2	61-155	.394	27-76	.355	26-34	.765	3	67	70	3.5	36	0	72	38	0	16	175	8.8
05	Samuel, Jamaal	20-10	335	16.8	49-122	.402	14-51	.275	0-5	.000	10	51	61	3.1	29	2	8	14	18	4	112	5.6
04	Foster, Mack	20-8	409	20.5	41-106	.387	14-51	.275	13-22	.591	10	33	43	2.2	33	1	14	18	2	9	109	5.5
02	Harvey, DeMondre	20-1	262	13.1	21-35	.600	0-0	.000	13-24	.542	25	37	62	3.1	21	0	8	7	4	4	55	2.8
03	Cooper, Prince	10-0	53	5.3	5-6	.833	0-0	.000	0-5	.000	2	5	7	0.7	5	0	4	4	0	2	10	1.0
22	Richard, Lance	8-0	22	2.8	2-8	.250	2-7	.286	0-0	.000	1	2	3	0.4	1	0	0	1	0	0	6	0.8
20	Amajoyi, Chinedu	11-2	60	5.5	1-5	.200	1-5	.200	2-2	1.000	0	5	5	0.5	3	0	4	1	0	1	5	0.5
	Team										27	27	54					4				
	Total.....	20	4075		467-1107	.422	99-332	.298	215-302	.712	212	507	719	36.0	296	10	249	225	69	93	1248	62.4
	Opponents.....	20	4077		426-1091	.390	118-386	.306	229-328	.698	199	476	675	33.8	291	-	214	219	59	98	1199	60.0

TEAM STATISTICS	ULM	OPP
SCORING	1248	1199
Points per game	62.4	60.0
Scoring margin	+2.5	-
FIELD GOALS-ATT	467-1107	426-1091
Field goal pct	.422	.390
3 POINT FG-ATT	99-332	118-386
3-point FG pct	.298	.306
3-pt FG made per game	5.0	5.9
FREE THROWS-ATT	215-302	229-328
Free throw pct	.712	.698
F-Throws made per game	10.8	11.5
REBOUNDS	719	675
Rebounds per game	36.0	33.8
Rebounding margin	+2.2	-
ASSISTS	249	214
Assists per game	12.5	10.7
TURNOVERS	225	219
Turnovers per game	11.3	11.0
Turnover margin	-0.3	-
Assist/turnover ratio	1.1	1.0
STEALS	93	98
Steals per game	4.7	4.9
BLOCKS	69	59
Blocks per game	3.5	3.0
ATTENDANCE	20844	20353
Home games-Avg/Game	10-2084	10-2035
Neutral site-Avg/Game	-	0-0

Score by Periods	1st	2nd	OT	Totals
ULM	586	636	26	1248
Opponents	547	635	17	1199

	Date	Opponent		Score	Att.
*	12/30/14	at Georgia State	L	45-65	1371
*	01/05/15	ARKANSAS STATE	W	70-61	1418
*	1/8/15	at UTA	Wot	76-73	1074
*	1/10/15	at Texas State	W	62-59	1612
*	01/15/15	TROY	W	63-54	1676
*	01/17/15	UALR	W	64-52	1793
*	1/19/15	at UL-Lafayette	W	57-55	4213
*	01/22/15	UTA	L	57-61	1571
*	01/24/15	GEORGIA SOUTHERN	L	53-57	2898
*	01/29/15	at TROY	Wot	58-55	2289
*	01/31/15	SOUTH ALABAMA	W	67-61	1878
*	2/5/15	at UALR	W	77-61	1676
*	02/07/15	at GEORGIA SOUTHERN	Wot	71-68	2427
*	02/12/15	UL-LAFAYETTE	W	67-55	3502
*	02/14/15	APPALACHIAN STATE	W	69-58	1388
*	2/21/15	at ARKANSAS STATE	L	68-70	1916
*	02/26/15	at SOUTH ALABAMA	W	75-57	1834
*	2/28/15	at APPALACHIAN STATE	L	43-66	1941
*	02/05/15	GEORGIA STATE	L	50-58	2871
*	03/07/15	TEXAS STATE	W	56-53	1849

* = Conference game

ULM - TEAM GAME HIGHS

POINTS	106		CHAMPION BAPTIST (11/17/14)
	83		LOUISIANA COLLEGE (12/6/14)
	82		NORTHWESTERN STATE (12/09/14)
	78		CENTRAL BAPTIST (12/16/14)
	77		vs SOUTH ALABAMA (03/13/15)
	77		at UALR (2/5/15)
FIELD GOALS MADE	41		CHAMPION BAPTIST (11/17/14)
	35		LOUISIANA COLLEGE (12/6/14)
FIELD GOAL ATTEMPTS	77		vs SOUTH ALABAMA (03/13/15)
	70		at UTA (1/8/15)
FIELD GOAL PERCENTAGE	.594	(41-69)	CHAMPION BAPTIST (11/17/14)
	.577	(30-52)	at UALR (2/5/15)
3 PT FIELD GOALS MADE	10		at GEORGIA SOUTHERN (02/07/15)
	9		vs SOUTH ALABAMA (03/13/15)
	9		at ARKANSAS STATE (2/21/15)
	9		at UTA (1/8/15)
	9		at Florida (11/21/14)
	9		CHAMPION BAPTIST (11/17/14)
3 PT FG ATTEMPTS	31		at UTA (1/8/15)
	26		at TROY (01/29/15)
3 PT FG PERCENTAGE	.600	(6-10)	at Samford (12/21/14)
	.526	(10-19)	at GEORGIA SOUTHERN (02/07/15)
FREE THROWS MADE	19		UALR (01/17/15)
	17		LSUA (12/19/14)
	17		NORTHWESTERN STATE (12/09/14)
FREE THROW ATTEMPTS	30		UALR (01/17/15)
	24		CHAMPION BAPTIST (11/17/14)
FREE THROW PERCENTAGE	.938	(15-16)	SOUTH ALABAMA (01/31/15)
	.923	(12-13)	at UALR (2/5/15)
REBOUNDS	48		vs SOUTH ALABAMA (03/13/15)
	48		CHAMPION BAPTIST (11/17/14)
ASSISTS	21		LOUISIANA COLLEGE (12/6/14)
	21		CHAMPION BAPTIST (11/17/14)
STEALS	14		CHAMPION BAPTIST (11/17/14)
	12		LOUISIANA COLLEGE (12/6/14)
BLOCKED SHOTS	10		CHAMPION BAPTIST (11/17/14)
	8		NORTHWESTERN STATE (12/09/14)
TURNOVERS	20		LOUISIANA COLLEGE (12/6/14)
	18		at Texas State (1/10/15)
FOULS	24		at UTA (1/8/15)

ULM Career Double-Doubles

Tylor Ongwae (7)
27 pts, 11 rebs vs. UL-L (1/4/14)
27 pts, 10 rebs vs. Ga. State (1/25/14)
16 pts, 11 rebs at UL-L (2/1/14)
19 pts, 10 rebs vs. NSU (12/9/14)*
15 pts, 10 rebs vs. Troy (1/15/15)*
17 pts, 10 rebs vs. Ga. So. (1/14/15)*
16 pts, 13 rebs vs. USA (1/31/15)*

** indicates this season*

Majok Deng (7)
14 pts, 10 rebs vs. C. Car (11/26/14)*
14 pts, 11 rebs vs. La. Col (12/6/14)*
11 pts, 11 rebs vs. Cen Bap (12/16/14)*
14 pts, 15 rebs vs. UALR (1/17/15)*
14 pts, 13 rebs at USA (2/26/15)*
12 pts, 14 rebs vs. USA (3/13/15)*
14 pts, 14 rebs, at Mercer (3/23/15)*

DeMondre Harvey (3)
12 pts, 10 rebs, vs. NSU (12/9/14)*
13 pts, 15 rebs, vs. GSU (3/5/15)*
11 pts, 10 rebs vs. USA (3/13/15)*

Marvin Williams (3)
13 pts, 11 rebs at NSU (11/21/13)
11 pts, 13 rebs at ASU (3/6/14)
22 pts, 13 rebs at UTA (1/8/15)*

Nick Coppola (1)
12 pts, 12 asts vs. La. Col (12/6/14)*

Opponent - GAME HIGHS

POINTS	74		NORTHWESTERN STATE (12/09/14)
	73		at UTA (1/8/15)
	71		LSUA (12/19/14)
	71		vs Robert Morris (11/27/14)
	70		at ARKANSAS STATE (2/21/15)
FIELD GOALS MADE	29		at ARKANSAS STATE (2/21/15)
	27		LSUA (12/19/14)
FIELD GOAL ATTEMPTS	72		NORTHWESTERN STATE (12/09/14)
	65		LSUA (12/19/14)
FIELD GOAL PERCENTAGE	.490	(24-49)	at APPALACHIAN STATE (2/28/15)
	.453	(29-64)	at ARKANSAS STATE (2/21/15)
3 PT FIELD GOALS MADE	10		at Mercer (3/23/15)
	10		NORTHWESTERN STATE (12/09/14)
3 PT FG ATTEMPTS	33		NORTHWESTERN STATE (12/09/14)
	29		at Mercer (3/23/15)
3 PT FG PERCENTAGE	.500	(8-16)	TROY (01/15/15)
	.462	(6-13)	vs Robert Morris (11/27/14)
FREE THROWS MADE	24		at Florida (11/21/14)
	23		at UTA (1/8/15)
FREE THROW ATTEMPTS	37		at UTA (1/8/15)
	32		at Florida (11/21/14)
FREE THROW PERCENTAGE	.944	(17-18)	at UL-Lafayette (1/19/15)
	.933	(14-15)	EASTERN MICHIGAN (03/18/15)
REBOUNDS	49		at Florida (11/21/14)
	45		at New Mexico (12/13/14)
ASSISTS	18		at Georgia State (12/30/14)
	16		at Samford (12/21/14)
	16		NORTHWESTERN STATE (12/09/14)
STEALS	12		vs Robert Morris (11/27/14)
	11		EASTERN MICHIGAN (03/18/15)
BLOCKED SHOTS	7		SOUTH ALABAMA (01/31/15)
	7		at New Mexico (12/13/14)
	7		at UAB (11/15/14)
TURNOVERS	24		CHAMPION BAPTIST (11/17/14)
	23		LOUISIANA COLLEGE (12/6/14)
FOULS	22		UALR (01/17/15)
	19		EASTERN MICHIGAN (03/18/15)
	19		LSUA (12/19/14)

ULM Warhawks Men's Basketball

University of Louisiana at Monroe

CenturyLink™

0 Marvin Williams

Senior | Center | 6-8 | 245
Memphis, Tenn. | NW Florida State College

	Season-High	Career-High
Pts	22, two times	22, two times
FG	9, two times	9, two times
3FG	1, at Florida (11/22/14)	1, two times
FT	6, at UTA (1/8/15)	6, at UTA (1/8/15)
Ast	2, vs. GaSo (1/24/15)	2, four times
Reb	13, at UTA (1/8/15)	13, two times
Blocks	3, two times	4, vs. UALR (2/15/14)
Steals	2, vs. CHBC (11/17/14)	2, vs. CHBC (11/17/14)
Min	36, vs. RMU (11/27/14)	36, vs. RMU (11/27/14)

Opp	GS	Min	FG-FGA/Pct.	3FG-FGA	FT-FTA/PCT	O-D-T	PF-FO	A	TO	Blk	Stl	Pts/Avg
UAB	*	16	1-5/.200	0-1/.000	1-1/1.000	0-0-0	3-0	0	0	0	1	3/3.0
CH BAP	*	18	3-3/1.000	0-0/.000	5-8/.625	1-3-4	2-0	1	1	0	2	11/7.0
Florida	*	27	3-11/.273	1-1/1.000	0-0/.000	3-1-4	2-0	0	1	2	0	7/7.0
C. Car	*	6	0-1/.000	0-1/.000	0-0/.000	0-2-2	4-0	0	2	0	0	0/5.3
RMU	*	36	6-11/.545	0-0/.000	2-5/.400	2-3-5	3-0	1	1	3	1	14/7.0
La. Col		10	1-1/1.000	0-0/.000	0-0/.000	0-3-3	1-0	0	1	0	0	2/6.2
NSU		9	1-1/1.000	0-0/.000	0-0/.000	0-2-2	2-0	0	2	1	0	2/5.6
N.M.	*	18	2-4/.500	0-0/.000	2-2/1.000	3-2-5	2-0	0	2	2	0	6/5.6
CE BAP					DNP							
LSU-A		22	4-7/.571	0-0/.000	2-6/.333	2-2-4	1-0	0	0	2	0	10/6.1
Samford		16	2-4/.500	0-0/.000	0-0/.000	2-2-4	4-0	1	1	0	0	4/5.9
Ga. St.		17	1-3/.333	0-0/.000	5-6/.833	2-4-6	2-0	1	3	0	0	7/6.0
Ark. St.	*	33	9-12/.750	0-0/.000	4-5/.800	3-4-7	1-0	1	2	0	0	22/7.3
UTA	*	32	8-12/.667	0-0/.000	6-6/1.000	6-7-13	2-0	0	2	2	0	22/8.5
TXST	*	31	9-9/1.000	0-0/.000	0-0/.000	3-3-6	2-0	1	5	0	0	18/9.1
Troy	*	24	4-7/.571	0-0/.000	0-0/.000	1-5-6	3-0	0	3	3	0	8/9.1
UALR	*	23	5-8/.625	0-0/.000	0-2/.000	1-3-4	5-1	0	2	1	0	10/9.1
UL-L	*	31	3-8/.375	0-0/.000	0-3/.000	3-4-7	4-0	0	2	1	2	6/8.9
UTA	*	28	6-6/1.000	0-0/.000	5-6/.833	2-6-8	0-0	0	0	1	1	17/9.4
Ga. So.	*	35	1-4/.250	0-0/.000	0-1/.000	1-0-1	2-0	2	3	0	1	2/9.0
Troy	*	19	2-5/.400	0-0/.000	0-0/.000	0-3-3	1-0	1	1	0	0	4/8.8
USA	*	23	2-7/.286	0-0/.000	0-0/.000	1-3-4	3-0	1	1	1	1	4/8.5
UALR					DNP							
Ga. So.					DNP							
UL-L					DNP							
App. St.					DNP							
Ark. St.					DNP							
USA					DNP							
App. St.					DNP							
Ga. St.					DNP							
TXST					DNP							
#USA					DNP							
#Ga. So.					DNP							
%EMU					DNP							
%MERC					DNP							
%Verm												
Totals	**16**	**474**	**73-129/.566**	**1-3/.333**	**32-51/.627**	**36-62-98**	**49-1**	**10**	**35**	**19**	**9**	**179/8.5**

2014-15 (SENIOR)
Posted game-highs of 17 points and eight rebounds vs. UTA... won SBC and Co-LSWA Player of the Week on Jan. 12 after leading the team to a 3-0 record and going 26-33 (.798) FG with 20.7 ppg and 8.7 rpg... came up huge with 18 points on 9-9 shooting at Texas State... matched career-highs of 22 points and 13 rebounds in a big 76-73 overtime win over UTA and had eight of ULM's nine points in overtime and was a perfect 6-6 from the free throw line... dominating career-high performance of 22 points and nine made field goals in the win over Arkansas State and also grabbed seven rebounds... put in 10 points in a win over UALR at home... registered 14 points, six field goals made and 36 minutes in the Battle 4 Atlantis against Robert Morris... grabbed a season-high six rebounds at Georgia State... tallied 11 points on a perfect 3-for-3 from the field, grabbed four rebounds and set a career-high two steals in a win over Champion Baptist... scored 10 points with four rebounds and a pair of blocks in a victory over LSUA

2013-14 (JUNIOR)
Tallied a pair of double-doubles with 13 points and 10 rebounds at Northwestern State and 11 points and 13 rebounds at Arkansas State… led the team with 23 blocks, finishing top-10 in the SBC… averaged 8.5 points and 4.8 rebounds per game… shot 48.6 percent from the field (89-183) which was top-15 in the league… grabbed 2.1 offensive rebounds per game in conference play, eighth-best in the league… posted nine double-figure scoring games on the season including a career-high 19 points at No. 5 Kansas to outscore Preseason Player of the Year Andrew Wiggins… the 13 rebounds against the Red Wolves were the most by a Warhawk in a single-game on the season… turned in 14 points and nine rebounds against UT Arlington at the SBC Championships… rejected a career-high four blocks at home against UALR

2 DeMondre Harvey

Junior | Forward | 6-7 | 210
Minden, La. | Pearl River CC

	Season-High	Career-High
Pts	13, vs. GSU (3/5/15)	13, vs. GSU (3/5/15)
FG	6, two times	6, two times
3FG	N/A	N/A
FT	5, vs. LSUA (12/19/14)	5, vs. LSUA (12/19/14)
Ast	3, vs. ASU (1/5/15)	3, vs. ASU (1/5/15)
Reb	15, vs. GSU (3/5/15)	15, vs. GSU (3/5/15)
Blocks	3, vs. CHBC (11/17/14)	3, vs. CHBC (11/17/14)
Steals	1, six times	3, vs. ASU (3/1/14)
Min	33, vs. GSU (3/5/15)	33, vs. GSU (3/5/15)

Opp	GS	Min	FG-FGA/Pct.	3FG-FGA	FT-FTA/PCT	O-D-T	PF-FO	A	TO	Blk	Stl	Pts/Avg
UAB		22	2-7/.286	0-0/.000	1-2/.500	3-2-5	0-0	0	1	0	0	5/5.0
CH BAP		21	2-3/.667	0-0/.000	2-3/.667	6-3-9	1-0	0	1	3	0	9/7.0
Florida		6	0-0/.000	0-0/.000	0-0/.000	0-0-0	1-0	0	0	0	0	0/4.7
C. Car		15	0-1/.000	0-0/.000	0-0/.000	1-0-1	1-0	0	0	0	0	0/3.5
RMU		1	0-0/.000	0-0/.000	0-0/.000	0-0-0	0-0	0	0	0	0	0/2.2
La. Col	*	30	4-7/.571	0-0/.000	0-0/.000	2-7-9	1-0	2	3	1	1	8/3.2
NSU	*	30	6-6/1.000	0-0/.000	0-0/.000	1-9-10	1-0	1	2	2	0	12/4.4
N.M.		10	0-0/.000	0-0/.000	0-0/.000	1-0-1	3-0	1	1	1	0	0/3.9
CE BAP		25	4-7/.571	0-0/.000	0-0/.000	4-4-8	3-0	0	0	0	0	8/4.3
LSU-A	*	16	1-1/1.000	0-0/.000	5-5/1.000	0-2-2	0-0	0	1	0	1	7/4.6
Samford	*	14	3-4/.750	0-0/.000	0-3/.000	2-1-3	1-0	0	0	0	0	6/4.7
Ga. St.	*	20	1-4/.250	0-0/.000	1-2/.500	2-2-4	1-0	0	0	0	0	3/4.6
Ark. St.		13	2-2/1.000	0-0/.000	0-1/.000	1-3-4	2-0	3	1	0	0	4/4.5
UTA		7	1-2/.500	0-0/.000	0-0/.000	0-1-1	1-0	0	1	0	1	2/4.4
TXST		9	0-1/.000	0-0/.000	0-0/.000	1-0-1	2-0	1	0	1	0	0/4.1
Troy		16	1-1/1.000	0-0/.000	0-0/.000	0-1-1	0-0	1	0	0	1	2/3.9
UALR		14	0-0/.000	0-0/.000	0-2/.000	0-0-0	2-0	0	0	0	0	0/3.7
UL-L		3	0-0/.000	0-0/.000	0-0/.000	0-0-0	1-0	0	0	0	0	0/3.5
UTA		5	0-0/.000	0-0/.000	4-5/.800	1-0-1	0-0	0	0	0	0	4/3.5
Ga. So.		4	0-0/.000	0-0/.000	0-0/.000	0-0-0	1-0	0	1	0	0	0/3.4
Troy		5	0-0/.000	0-0/.000	0-0/.000	1-3-4	0-0	0	0	0	0	0/3.2
USA		8	0-3/.000	0-0/.000	0-0/.000	2-1-3	0-0	0	0	0	0	0/3.0
UALR		4	0-0/.000	0-0/.000	0-0/.000	0-0-0	0-0	0	0	0	0	0/2.9
Ga. So.		19	2-4/.500	0-0/.000	0-0/.000	1-4-5	2-0	0	1	0	0	4/3.0
UL-L		9	0-0/.000	0-0/.000	0-0/.000	0-0-0	0-0	0	1	1	0	0/2.8
App. St.		26	2-4/.500	0-0/.000	3-6/.500	2-6-8	2-0	1	1	1	0	7/3.0
Ark. St.		15	1-3/.333	0-0/.000	1-1/1.000	2-2-4	1-0	1	0	0	0	3/3.0
USA		25	3-3/1.000	0-0/.000	3-4/.750	3-3-6	3-0	0	1	0	1	9/3.2
App. St.		17	1-1/1.000	0-0/.000	0-1/.000	0-2-2	0-0	1	0	1	0	2/3.2
Ga. St.		33	6-6/1.000	0-0/.000	1-2/.500	8-7-15	1-0	0	0	0	1	13/3.5
TXST		10	1-1/1.000	0-0/.000	0-0/.000	1-2-3	2-0	0	0	0	0	2/3.5
#USA		25	5-7/.714	0-0/.000	1-2/.000	6-4-10	2-0	1	0	1	0	11/3.7
#Ga. So.		14	0-1/.000	0-0/.000	1-2/.000	1-0-1	1-0	0	0	0	0	1/3.6
%EMU		14	1-1/1.000	0-0/.000	0-0/.000	2-0-2	0-0	0	1	0	0	2/3.6
%MERC		13	1-1/1.000	0-0/.000	0-0/.000	0-1-1	2-0	0	1	1	0	2/3.5
%Verm												
Totals	**5**	**518**	**50-81/.617**	**0-0/.000**	**23-41/.561**	**54-70-124**	**38-0**	**13**	**18**	**13**	**6**	**123/3.5**

2014-15 (JUNIOR)
Posted a double-double with 11 points and 10 rebs in the SBC Quarterfinals against South Alabama... notched a career performance with 13 points and 15 rebounds in 33 minutes against Georgia State... registered nine points at South Alabama ... recorded seven points, eight rebounds and 26 minutes vs. Appalachian State... posted a big outing against Northwestern State with a double-double and personal bests of 12 points and 10 rebounds in the win; played 30 minutes after getting the start... also earned the start and logged 30 minutes against Louisiana College; recorded eight points and nine rebounds in the contest... solid performance of nine points, nine rebounds and three blocks in the win over Champion Baptist

2013-14 (SOPHOMORE)
Led the team in field goal percentage with a .531 mark (34-64)… registered a career-high 11 points on four made field goals against Thomas… grabbed a career-high eight rebounds at both Ole Miss and UALR… played a career-high 25 minutes at home against WKU… career-high three steals at home against Troy… recorded 13 blocks and 13 steals on the season… made four starts and played in all 27 contests… averaged 3.1 points and 3.4 rebounds per game… led the team in rebounding in four games and in blocks in six games

ULM Warhawks Men's Basketball

University of Louisiana at Monroe

CenturyLink™

3 Prince Cooper

Sophomore | Guard | 6-4 | 215
Freeport, Bahamas | Miami-Dade College

	Season-High	Career-High
Pts	3, vs. CHBC (11/17/14)	3, vs. CHBC (11/17/14)
FG	1, eight times	1, eight times
3FG	N/A	N/A
FT	1, vs. CHBC (11/17/14)	1, vs. CHBC (11/17/14)
Ast	3, vs. CHBC (11/17/14)	3, vs. CHBC (11/17/14)
Reb	5, vs. CHBC (11/17/14)	5, vs. CHBC (11/17/14)
Blocks	1, vs. CHBC (11/17/14)	1, vs. CHBC (11/17/14)
Steals	1, three times	1, three times
Min	24, vs. CHBC (11/17/14)	24, vs. CHBC (11/17/14)

Opp	GS	Min	FG-FGA/Pct.	3FG-FGA	FT-FTA/PCT	O-D-T	PF-FO	A	TO	Blk	Stl	Pts/Avg
UAB		5	0-1/.000	0-0/.000	0-0/.000	1-0-1	0-0	0	0	0	0	0/0.0
CH BAP		24	1-6/.167	0-0/.000	1-2/.500	2-3-5	1-0	3	2	1	1	3/1.5
Florida		6	1-2/.500	0-0/.000	0-0/.000	1-3-4	0-0	0	0	0	0	2/1.7
C. Car		12	1-1/1.000	0-0/.000	0-0/.000	0-2-2	0-0	1	1	0	0	2/1.8
RMU		8	0-0/.000	0-0/.000	0-0/.000	1-0-1	0-0	0	0	0	0	0/1.4
La. Col					DNP							
NSU					DNP							
N.M.		1	0-0/.000	0-0/.000	0-0/.000	0-0-0	0-0	0	0	0	0	0/1.2
CE BAP		7	0-1/.000	0-0/.000	0-2/.000	0-0-0	0-0	1	1	0	0	0/1.0
LSU-A					DNP							
Samford					DNP							
Ga. St.		18	1-2/.500	0-0/.000	0-2/.000	0-1-1	0-0	2	2	0	1	2/1.1
Ark. St.		4	1-1/1.000	0-0/.000	0-0/.000	1-0-1	0-0	0	0	0	0	2/1.2
UTA		8	1-1/1.000	0-0/.000	0-0/.000	0-1-1	2-0	0	0	0	0	2/1.3
TXST		5	1-1/1.000	0-0/.000	0-0/.000	0-2-2	0-0	1	0	0	0	2/1.4
Troy		5	0-0/.000	0-0/.000	0-0/.000	0-0-0	0-0	1	0	0	0	0/1.3
UALR					DNP							
UL-L		6	0-0/.000	0-0/.000	0-0/.000	0-0-0	0-0	0	0	0	0	0/1.2
UTA		2	0-0/.000	0-0/.000	0-2/.000	0-1-1	2-0	0	2	0	0	0/1.1
Ga. So.					DNP							
Troy					DNP							
USA					DNP							
UALR		1	0-0/.000	0-0/.000	0-0/.000	0-0-0	0-0	0	0	0	0	0/1.0
Ga. So.					DNP							
UL-L					DNP							
App. St.					DNP							
Ark. St.					DNP							
USA		1	0-0/.000	0-0/.000	0-0/.000	0-0-0	0-0	0	0	0	0	0/0.9
App. St.		3	1-1/1.000	0-0/.000	0-1/.000	1-0-1	1-0	0	0	0	1	2/1.0
Ga. St.					DNP							
TXST					DNP							
#USA		3	0-1/.000	0-0/.000	0-0/.000	0-0-0	0-0	0	1	0	0	0/0.9
#Ga. So.					DNP							
%EMU					DNP							
%MERC					DNP							
%Verm												
Totals		**119**	**8-18/.444**	**0-0/.000**	**1-9/.111**	**7-13-20**	**6-0**	**9**	**9**	**1**	**3**	**17/0.9**

2014-15 (SOPHOMORE)
Set nearly every career high in a win against Champion Baptist including five rebounds and three assists in 24 minutes... hit a mid-range jumpers in conference against Georgia State, Arkansas State, UT Arlington and Texas State... made a strong move to the bucket, scored and got fouled at Appalachian State

PREVIOUS SCHOOL
Played one season at Miami-Dade JC (Fla.)… averaged 10.4 points, 6.4 rebounds and 2.1 assists per game… shot an astounding 83 percent from the field… earned Dean's List honors for his achievements in the classroom

HIGH SCHOOL
Lettered in both basketball and track & field at Piney Woods HS (Miss.)… averaged 12 points, eight rebounds and three assists per game… named team captain as a senior… state champion in the triple jump (track & field)… earned academic honor roll and the highest chemistry and algebra II award… graduated top-15 in his class

4 Mack Foster

Junior | Guard | 6-2 | 185
Beulah, Miss. | East Mississippi CC

	Season-High	Career-High
Pts	15, at Troy (1/29/15)	15, at Troy (1/29/15)
FG	5, three times	5, three times
3FG	3, three times	3, three times
FT	2, six times	2, six times
Ast	3, two times	3, two times
Reb	5, vs. GSU (3/5/15)	5, vs. GSU (3/5/15)
Blocks	1, six times	1, six times
Steals	4, vs. LC (12/6/14)	4, vs. LC (12/6/14)
Min	34, vs. App (2/14/15)	34, vs. App (2/14/15)

Opp	GS	Min	FG-FGA/Pct.	3FG-FGA	FT-FTA/PCT	O-D-T	PF-FO	A	TO	Blk	Stl	Pts/Avg
UAB		7	0-2/.000	0-2/.000	0-0/.000	0-0-0	1-0	0	0	1	0	0/0.0
CH BAP		24	5-9/.556	3-6/,500	0-0/.000	1-1-2	2-0	3	1	1	3	13/7.5
Florida		18	1-4/.250	1-2/.500	0-0/.000	0-0-0	4-0	2	0	0	3	3/5.3
C. Car		11	3-4/.750	0-1/.000	0-2/.000	2-0-2	0-0	1	0	0	0	6/5.5
RMU		14	3-4/.750	0-1/.000	0-2/.000	1-0-1	1-0	3	0	0	0	6/5.6
La. Col		18	3-5/.600	0-0/.000	2-2/1.000	0-1-1	2-0	2	0	0	4	8/6.0
NSU		14	1-6/.167	0-1/.000	0-0/.000	0-0-0	1-0	1	1	0	0	2/5.4
N.M.		18	2-4/.500	1-2/.500	0-0/.000	2-1-3	0-0	1	1	0	0	5/5.4
CE BAP		11	0-3/.000	0-1/.000	0-0/.000	0-3-3	2-0	0	1	0	0	0/4.8
LSU-A		12	2-3/.667	1-1/1.000	0-0/.000	0-0-0	2-0	1	1	0	0	5/4.8
Samford		13	0-2/.000	0-1/.000	0-0/.000	0-1-1	2-0	1	0	1	0	0/4.5
Ga. St.		14	2-5/.400	1-3/.333	2-2/1.000	0-1-1	0-0	1	0	0	0	7/4.6
Ark. St.	*	22	2-5/.400	0-2/.000	0-0/.000	0-2-2	1-0	0	1	0	1	4/4.5
UTA	*	28	4-9/.444	3-8/.375	0-1/.000	0-4-4	5-1	2	1	0	0	11/5.0
TXST	*	29	1-7/.143	1-6/.167	0-0/.000	0-1-1	2-0	1	1	0	0	3/4.9
Troy	*	21	2-7/.286	0-2/.000	2-2/1.000	1-2-3	1-0	2	0	1	0	6/4.9
UALR	*	18	0-4/.000	0-2/.000	0-2/.000	0-0-0	2-0	0	1	0	1	0/4.6
UL-L	*	14	2-9/.222	0-3/.000	2-2/1.000	1-3-4	0-0	0	2	0	1	6/4.7
UTA	*	20	2-3/.667	1-2/.500	0-0/.000	0-3-3	2-0	2	1	0	1	5/4.7
Ga. So.	*	27	3-6/.500	0-3/.000	0-2/.000	0-2-2	2-0	2	2	0	0	6/4.8
Troy		33	5-10/.500	3-6/.500	2-2/1.000	1-3-4	1-0	1	0	0	1	15/5.3
USA		20	1-3/.333	0-1/.000	0-0/.000	1-1-2	2-0	0	0	0	0	2/5.1
UALR		16	0-0/.000	0-0/.000	0-0/.000	0-3-3	2-0	0	2	0	0	0/4.9
Ga. So.		27	5-8/.625	2-3/.667	0-2/.000	1-0-1	2-0	1	0	0	1	12/5.2
UL-L		19	1-3/.333	0-1/.000	2-3/.667	0-0-0	2-0	2	1	0	1	4/5.2
App. St.		34	3-7/.429	2-3/.667	0-1/.000	0-3-3	2-0	0	1	1	0	8/5.3
Ark. St.		14	3-7/.429	0-2/.000	1-1/1.000	0-1-1	2-0	0	3	0	1	7/5.3
USA		10	2-2/.000	0-0/.000	0-0/.000	1-0-1	0-0	0	0	0	0	4/5.3
App. St.		14	0-3/.000	0-2/.000	0-0/.000	0-0-0	3-0	0	2	0	0	0/5.1
Ga. St.		6	0-2/.000	0-1/.000	0-0/.000	3-2-5	1-0	0	0	0	0	0/4.9
TXST		23	3-6/.500	1-1/1.000	2-2/1.000	1-2-3	1-0	0	0	0	1	9/5.1
#USA		20	3-6/.500	2-3/.667	1-1/1.000	0-4-4	1-0	1	1	1	1	9/5.2
#Ga. So.		6	0-1/.000	0-0/.000	0-0/.000	1-2-3	0-0	0	1	0	0	0/5.0
%EMU		13	1-2/.500	0-1/.000	0-0/.000	0-0-0	1-0	1	3	0	0	0/4.9
%MERC		25	3-7/.429	1-1/1.000	2-2/1.000	1-2-3	1-0	2	1	0	2	9/5.1
%Verm												
Totals	**8**	**633**	**68-168/.405**	**23-74/.311**	**18-31/.581**	**18-48-66**	**53-1**	**33**	**29**	**6**	**22**	**175/5.1**

2014-15 (JUNIOR)
Hit a pair of three-pointers and scored nine points in the SBC Quarterfinals against South Alabama... netted 12 points on five made field goals in an overtime win at Georgia Southern... drained a career-high 15 points and played a career-high 33 minutes in an overtime win at Troy.... earned eight consecutive starts including at UT Arlington where he netted 11 points after a trio of three-pointers... ULM went on a six-game winning streak with him starting... became the first Warhawk to register four steals in a game on the season in the win over Louisiana College... shot 3-for-4 from the field in both games of the Battle 4 Atlantis Mainland bracket against Coastal Carolina and Robert Morris... registered a career-high 13 points and hit a trio of three-pointers in 24 minutes in a win over Champion Baptist

PREVIOUS SCHOOL
Played two seasons at East Mississippi CC and led the team to the Region 23 championship… guided the team to a No. 11 ranking in the NJCAA National Poll… averaged 7.1 points, 4.0 rebounds and 1.0 steals per game… hit a career-high six three-pointers in a game

HIGH SCHOOL
Lettered in both basketball and track & field at West Bolivar HS… named Co-MVP All-State and Best Offensive Player… earned All-Area MVP, First-Team and Best Defensive Player… guided the Eagles to the state championship… averaged 15 points, six rebounds, three steals and two blocks per game… dunked on Johnny O'Bryant III, who was drafted by the Milwaukee Bucks, his freshman year off a put-back

ULM Warhawks Men's Basketball

University of Louisiana at Monroe

CenturyLink™

5 Jamaal Samuel

Junior | Forward | 6-9 | 205
New Orleans, La. | Illinois State

	Season-High	Career-High
Pts	18, vs. CHBC (11/17/14)	18, vs. CHBC (11/17/14)
FG	8, at UALR (2/5/15)	8, at UALR (2/5/15)
3FG	3, four times	3, four times
FT	4, vs. NSU (12/9/14)	4, vs. NSU (12/9/14)
Ast	2, four times	2, five times
Reb	10, at Mercer (3/23/15)	10, at Mercer (3/23/15)
Blocks	4, two times	4, three times
Steals	2, three times	2, three times
Min	33, two times	33, two times

Opp	GS	Min	FG-FGA/Pct.	3FG-FGA	FT-FTA/PCT	O-D-T	PF-FO	A	TO	Blk	Stl	Pts/Avg
UAB		17	1-4/.250	1-3/.333	0-0/.000	0-2-2	3-0	2	2	0	1	3/3.0
CH BAP		20	7-12/.583	3-6/.500	1-2/.500	1-5-6	1-0	0	2	2	0	18/10.5
Florida		22	3-10/.300	3-10/.300	0-0/.000	1-5-6	3-0	0	1	0	1	9/10.0
C. Car		23	1-4/.250	1-4/.250	0-0/.000	0-2-2	2-0	1	1	4	1	3/8.3
RMU		14	1-5/.200	1-4/.250	1-2/.500	0-5-5	2-0	1	4	0	1	4/7.4
La. Col		11	1-6/.167	0-1/.000	0-0/.000	2-0-2	2-0	0	0	1	0	2/6.5
NSU		14	4-8/.500	0-0/.000	4-5/.800	3-4-7	3-0	0	0	3	0	12/7.3
N.M.		27	2-7/.286	0-4/.000	2-2/1.000	0-2-2	0-0	0	0	0	2	6/7.1
CE BAP	*	21	1-5/.200	0-1/.000	1-2/.500	0-2-2	2-0	0	2	2	2	3/6.7
LSU-A		21	4-6/.667	0-2/.000	0-0/.000	2-3-5	1-0	1	2	1	0	8/6.8
Samford		25	5-8/.625	2-2/1.000	1-2/.500	0-6-6	4-0	0	1	1	0	13/7.4
Ga. St.	*	26	4-12/.333	1-4/.250	0-1/.000	0-5-5	0-0	2	1	0	0	9/7.5
Ark. St.		13	2-7/.286	1-4/.250	0-0/.000	0-0-0	0-0	0	0	1	0	5/7.3
UTA		12	1-8/.125	1-5/.200	0-0/.000	0-4-4	0-0	0	0	0	0	3/7.0
TXST		6	1-3/.333	0-2/.000	0-0/.000	0-1-1	2-0	0	1	0	0	2/6.7
Troy		12	2-4/.500	0-2/.000	0-0/.000	2-3-5	3-0	0	1	0	0	4/6.5
UALR		7	0-1/.000	0-1/.000	0-0/.000	0-2-2	1-0	0	1	0	0	0/6.1
UL-L		18	3-5/.600	3-4/.750	0-0/.000	0-0-0	2-0	0	1	0	1	9/6.3
UTA		13	0-3/.000	0-2/.000	0-0/.000	0-3-3	0-0	0	1	2	0	0/5.9
Ga. So.		9	3-7/.429	0-1/.000	0-0/.000	1-1-2	1-0	1	0	1	0	6/6.0
Troy		13	1-3/.333	1-3/.333	0-0/.000	1-1-2	1-0	0	0	1	0	3/5.8
USA		9	2-3/.667	0-0/.000	0-0/.000	0-0-0	0-0	0	2	0	0	4/5.7
UALR	*	33	8-13/.615	0-1/.000	0-0/.000	1-5-6	5-1	0	1	1	1	16/6.2
Ga. So.	*	28	7-11/.636	3-5/.600	0-0/.000	1-4-5	1-0	1	0	0	2	17/6.6
UL-L	*	24	2-5/.400	0-1/.000	0-0/.000	0-3-3	1-0	1	1	2	0	4/6.5
App. St.	*	18	2-5/.400	1-3/.333	0-2/.000	1-3-4	5-1	1	1	1	0	5/6.5
Ark. St.	*	23	3-8/.375	0-2/.000	0-0/.000	1-3-4	2-0	0	1	3	0	6/6.4
USA	*	16	3-8/.375	1-5/.200	0-0/.000	1-2-3	4-0	0	0	0	0	7/6.5
App. St.	*	22	3-11/.273	1-5/.200	0-0/.000	0-4-4	0-0	0	1	2	0	7/6.5
Ga. St.	*	4	0-0/.000	0-0/.000	0-0/.000	0-2-2	0-0	0	1	0	0	0/6.3
TXST	*	29	2-5/.400	1-1/1.000	0-2/.000	1-5-6	1-0	2	0	4	0	5/6.2
#USA	*	21	4-8/.500	0-2/.000	0-0/.000	2-0-2	4-0	2	0	1	0	8/6.3
#Ga. So.	*	33	5-10/.500	0-1/.000	2-2/1.000	1-5-6	3-0	1	2	1	0	12/6.5
%EMU	*	28	7-11/.636	0-0/.000	1-2/.500	3-5-8	3-0	0	0	1	0	15/6.7
%MERC	*	18	2-6/.333	0-1/.000	1-3/.333	3-7-10	2-0	0	2	1	0	5/6.7
%Verm												
Totals	**15**	**650**	**97-232/.418**	**25-92/.272**	**14-27/.519**	**28-104-132**	**61-2**	**16**	**33**	**35**	**12**	**233/6.7**

2014-15 (JUNIOR)
Poured in 15 points and pulled down eight rebounds in the CBI first round against EMU... put in 12 points and grabbed six rebounds in the SBC Semifinals against Georgia Southern... netted 17 points, one shy of his career-high, at Georgia Southern and hit three long-range shots... drained 16 points on a career-high eight made field goals and also grabbed six rebounds at UALR... hit a trio of long-range shots at UL-Lafayette... netted 13 points including a pair of three-pointers and pulled down six rebounds against Samford... registered 12 points and grabbed a season-high seven rebounds in the win over NSU... set career highs in points (18), field goals made (7) and three-pointers made (3) in a win over Champion Baptist... earned the start against Central Baptist and had a pair of blocks and steals... led the team with nine points at Georgia State

2013-14 (SOPHOMORE) ILLINOIS STATE
Played in 26 games with one start... ranked second on the team and No. 5 in the Missouri Valley Conference with 0.9 blocks per game... netted four points with four rebounds and three blocks in the loss at Southern Illinois (March 1)... grabbed a career-best eight rebounds and scored four points in the win over Bradley (Feb. 15)... blocked a career-best four shots and collected six rebounds in the overtime loss at Evansville (Feb. 12)... netted nine points on 3-for-4 shooting in the loss at Loyola (Feb. 9)... scored a career-high 10 points on a career-best five field goals (5-for-5) in the win over Northern Iowa (Feb. 5)... made his first-career start and scored four points during a career-high 24 minutes in the win over Drake (Feb. 1)... registered the first two blocks of his career in the win over Chicago State (Dec. 4)... scored nine points on 4-for-6 shooting with five rebounds in the loss at No. 14 VCU (Nov. 8)

11 Nick Coppola

Sophomore | Guard | 5-11 | 195
Richmond, Va. | Benedictine Prep

	Season-High	Career-High
Pts	19, at ASU (2/21/15)	19, at ASU (2/21/15)
FG	7, at ASU (2/21/15)	7, at ASU (2/21/15)
3FG	5, at ASU (2/21/15)	5, at ASU (2/21/15)
FT	4, four times	5, at KU (11/8/13)
Ast	12, vs. LC (12/6/14)	12, vs. LC (12/6/14)
Reb	8, vs. ULL (2/12/15)	8, vs. ULL (2/12/15)
Blocks	N/A	N/A
Steals	3, two times	3, two times
Min	45, two times	45, two times

Opp	GS	Min	FG-FGA/Pct.	3FG-FGA	FT-FTA/PCT	O-D-T	PF-FO	A	TO	Blk	Stl	Pts/Avg
UAB	*	33	5-8/.625	3-5/.600	1-2/.500	0-4-4	0-0	6	2	0	1	14/14.0
CH BAP	*	12	2-2/1.000	1-1/1.000	2-4/.500	0-2-2	1-0	4	0	0	1	7/10.5
Florida	*	45	3-10/.300	3-5/.600	2-2/1.000	0-1-1	3-0	2	1	0	1	11/10.7
C. Car	*	37	2-9/.222	1-5/.200	0-0/.000	0-1-1	2-0	7	0	0	0	5/9.3
RMU	*	39	2-8/.250	2-6/.333	0-0/.000	1-2-3	2-0	2	2	0	1	6/8.6
La. Col	*	31	6-9/.667	0-2/.000	0-2/.000	0-0-0	1-0	12	4	0	3	12/9.2
NSU	*	40	4-9/.444	2-5/.400	3-4/.750	1-4-5	3-0	6	2	0	2	13/9.7
N.M.	*	29	2-8/.250	1-4/.250	4-4/1.000	0-2-2	5-1	0	1	0	0	9/9.6
CE BAP	*	28	4-5/.800	2-3/.667	2-2/1.000	0-1-1	3-0	2	2	0	2	12/9.9
LSU-A	*	40	5-11/.455	1-4/.250	2-3/.667	0-3-3	1-0	6	1	0	0	13/10.2
Samford	*	37	6-12/.500	3-4/.750	0-0/.000	1-1-2	2-0	2	3	0	0	15/10.6
Ga. St.	*	29	2-4/.500	2-3/.667	0-0/.000	0-4-4	1-0	4	1	0	2	6/10.3
Ark. St.	*	40	1-5/.200	0-1/.000	1-2/.500	0-4-4	2-0	6	1	0	0	3/9.7
UTA	*	42	2-9/.222	0-5/.000	2-5/.400	0-2-2	2-0	7	3	0	1	6/9.4
TXST	*	34	1-5/.200	1-3/.333	0-0/.000	0-4-4	2-0	4	5	0	0	3/9.0
Troy	*	33	1-5/.200	1-4/.250	0-0/.000	0-2-2	1-0	2	3	0	0	3/8.6
UALR	*	40	6-11/.545	1-4/.250	2-2/1.000	0-2-2	0-0	5	2	0	2	15/9.0
UL-L	*	35	3-9/.333	1-4/.250	0-0/.000	0-4-4	1-0	1	1	0	1	7/8.9
UTA	*	34	2-6/.333	1-4/.250	0-0/.000	0-2-2	3-0	3	3	0	2	5/8.7
Ga. So.	*	34	4-11/.364	1-5/.200	1-2/.500	0-6-6	4-0	1	0	0	0	10/8.8
Troy	*	36	2-10/.200	1-7/.143	1-2/.500	0-3-3	2-0	2	0	0	1	6/8.6
USA	*	37	6-9/.667	1-2/.500	2-2/1.000	0-1-1	1-0	3	1	0	3	15/8.9
UALR	*	40	3-6/.500	1-1/1.000	4-4/1.000	1-2-3	3-0	4	3	0	1	11/9.0
Ga. So.	*	45	3-8/.375	3-6/.500	0-0/.000	0-2-2	1-0	4	2	0	0	9/9.0
UL-L	*	40	2-4/.500	2-3/.667	2-3/.667	0-8-8	1-0	5	0	0	0	8/9.0
App. St.	*	40	4-8/.500	1-3/.333	0-0/.000	1-2-3	3-0	5	2	0	0	9/9.0
Ark. St.	*	40	7-10/.700	5-7/.714	0-0/.000	0-5-5	1-0	3	3	0	2	19/9.3
USA	*	40	2-5/.400	1-1/1.000	4-4/1.000	0-4-4	1-0	4	2	1	3	9/9.3
App. St.	*	33	5-12/.417	2-6/.333	0-0/.000	1-1-2	3-0	4	4	0	0	12/9.4
Ga. St.	*	40	3-12/.250	1-5/.200	4-4/1.000	0-2-2	2-0	2	0	0	1	11/9.5
TXST	*	33	2-6/.333	1-2/.500	3-4/.750	0-7-7	2-0	3	3	0	0	8/9.4
#USA	*	37	4-9/.444	4-5/.800	0-0/.000	1-2-3	1-0	3	1	0	1	12/9.5
#Ga. So.	*	40	4-9/.444	2-5/.400	2-2/1.000	0-2-2	3-0	2	2	0	1	12/9.6
%EMU	*	38	1-5/.200	1-4/.250	0-0/.000	0-4-4	1-0	5	1	0	0	3/9.4
%MERC	*	40	4-12/.333	2-6/.333	1-2/.500	0-3-3	0-0	4	3	0	2	11/9.4
%Verm												
Totals	**35**	**1271**	**115-281/.409**	**55-140/.393**	**45-61/.738**	**7-99-106**	**64-1**	**135**	**63**	**0**	**31**	**330/9.4**

2014-15 (SOPHOMORE)
Has started at point guard in every game of his career... scored 12 points in both SBC Tournament games and drained four 3FGs in the SBC Quarterfinals against USA... career performance of 19 points, seven made FGs and five made 3FGs at A-State... played his second 45-minute game of the year at Ga. Southern and hit a trio of 3FGs.. matched a season-high and led the team with 15 points against UALR at home... matched his season-high again against South Alabama... set his season-high with 15 points at Samford... recorded 13 points vs. LSUA... tallied career-highs of 12 assists and three steals against Louisiana College and also had a double-double with 12 points... posted 12 points on four-for-five shooting against Central Baptist... registered 13 points in 40 minutes against NSU... dished out seven assists against Coastal Carolina at the Battle 4 Atlantis... netted 11 points on a trio of 3FGs, including one in the final seconds of regulation to send the game to overtime against No. 8 Florida, and played 45 minutes... registered 14 points, including a trio of 3FGs in the second half, to go along with his six assists in a win at UAB... led the team with nine points at N.M.

2013-14 (FRESHMAN) - 2013-14 College Sports Madness SBC Freshman of the Year
One of two players to start all 27 games for the Warhawks… led the team in minutes with 33.3 per game… played 40 minutes nine times and tied the school record of five in a row set in 1999-2000 by Maurice Bell… in conference play, ranked third in the league in minutes (36.1 mpg), seventh in three-point field goal percentage (.407) and top-10 in assists (2.9 apg)… tallied nine double-figure scoring games including a career-high 16 points at Georgia State where he hit four three-pointers… drained a career-high six field goals at UALR in the regular season finale and scored 15 points… dished out a career-high eight assists in an overtime victory at Northwestern State… pulled down a career-high six rebounds at home versus WKU… scored 10 points in the season opener at No. 5 Kansas… led the team in minutes in 12 games and assists in 10 games

ULM Warhawks Men's Basketball

University of Louisiana at Monroe

CenturyLink™



12 Tylor Ongwae

Senior | Forward | 6-7 | 205
Eldoret, Kenya | Ranger College

	Season-High	Career-High
Pts	27, at Mercer (3/23/15)	27, three times
FG	10, two times	11, vs. ULL (1/4/14)
3FG	4, two times	4, three times
FT	10, vs. USA (1/31/15)	10, vs. USA (1/31/15)
Ast	9, vs. NSU (12/9/14)	9, vs. NSU (12/9/14)
Reb	13, vs. USA (1/31/15)	13, vs. USA (1/31/15)
Blocks	2, two times	3, vs. ULL (1/4/14)
Steals	4, at UALR (2/5/15)	5, vs. UALR (2/15/14)
Min	45, at GS (2/7/15)	46, vs. ULL (1/4/14)

Opp	GS	Min	FG-FGA/Pct.	3FG-FGA	FT-FTA/PCT	O-D-T	PF-FO	A	TO	Blk	Stl	Pts/Avg
UAB	*	34	8-17/.471	0-0/.000	2-2/1.000	3-6-9	5-1	2	3	0	1	18/18.0
CH BAP	*	12	8-10/.800	0-0/.000	0-0/.000	4-1-5	0-0	0	0	1	2	16/17.0
Florida	*	39	8-14/.585	0-1/.000	3-6/.625	3-5-8	4-0	3	3	2	0	19/17.7
C. Car	*	28	3-10/.300	0-3/.000	1-1/1.000	0-4-4	1-0	2	3	0	0	7/15.0
RMU	*	32	2-6/.333	0-0/.000	3-3/1.000	3-1-4	3-0	1	2	1	1	7/13.4
La. Col	*	30	9-15/.600	0-0/.000	4-5/.800	6-3-9	2-0	1	3	0	1	22/14.8
NSU	*	39	6-8/.750	0-0/.000	7-8/.875	2-8-10	3-0	9	4	0	0	19/15.4
N.M.	*	30	2-11/.182	1-3/.333	3-4/.750	2-5-7	3-0	1	2	0	0	8/14.5
CE BAP	*	38	10-16/.625	1-3/.333	4-4/1.000	2-3-5	2-0	6	1	0	1	25/15.7
LSU-A	*	38	9-15/.600	1-2/.500	6-6/1.000	2-4-6	3-0	4	2	0	1	25/16.6
Samford	*	39	2-14/.143	0-1/.000	5-6/.833	3-3-6	2-0	4	2	0	0	9/15.9
Ga. St.	*	22	0-7/.000	0-2/.000	0-0/.000	0-0-0	3-0	2	1	0	1	0/14.6
Ark. St.	*	36	4-7/.571	0-0/.000	2-2/1.000	1-6-7	0-0	1	3	2	1	10/14.2
UTA	*	29	2-7/.286	0-1/.000	3-3/1.000	2-4-6	5-1	5	1	0	1	7/13.7
TXST	*	35	4-10/.400	0-0/.000	9-9/1.000	3-5-8	1-0	2	1	1	2	17/13.9
Troy	*	35	7-15/.467	1-5/.200	0-1/.000	5-5-10	1-0	1	1	1	0	15/14.0
UALR	*	40	4-11/.364	0-2/.000	5-5/1.000	3-6-9	3-0	3	1	1	0	13/13.9
UL-L	*	34	5-11/.455	0-0/.000	3-5/.600	1-4-5	1-0	2	1	0	2	13/13.9
UTA	*	37	4-14/.286	1-4/.250	0-0/.000	2-6-8	4-0	2	4	0	1	9/13.6
Ga. So.	*	37	4-13/.308	0-3/.000	9-10/.900	2-8-10	2-0	0	1	0	1	17/13.8
Troy	*	35	3-12/.250	0-2/.000	0-0/.000	6-3-9	3-0	5	2	0	0	6/13.4
USA	*	38	3-13/.231	0-1/.000	10-11/.909	3-10-13	0-0	4	4	0	0	16/13.5
UALR	*	36	8-13/.615	2-5/.400	3-3/1.000	1-5-6	1-0	4	5	0	4	21/13.9
Ga. So.	*	45	8-14/.571	1-4/.250	2-2/1.000	0-5-5	2-0	2	4	1	3	19/14.1
UL-L	*	40	8-15/.533	3-5/.600	2-2/1.000	2-5-7	1-0	2	4	0	1	21/14.4
App. St.	*	40	6-13/.462	0-2/.000	2-3/.667	1-6-7	2-0	7	4	1	2	14/14.3
Ark. St.	*	40	7-14/.500	4-8/.500	2-2/1.000	3-4-7	1-0	2	2	0	3	20/14.6
USA	*	39	6-13/.462	1-3/.333	1-2/.500	4-4-8	4-0	3	0	0	0	14/14.5
App. St.	*	33	3-11/.273	0-1/.000	0-0/.000	2-3-5	1-0	2	3	0	0	6/14.2
Ga. St.	*	40	2-14/.143	0-4/000	4-7/.571	4-2-6	4-0	4	7	0	1	8/14.0
TXST	*	38	2-10/.500	0-2/.000	4-4/1.000	1-3-4	1-0	2	4	0	0	8/13.8
#USA	*	32	7-17/.412	1-2/.500	2-3/.667	2-2-4	0-0	1	0	0	0	17/13.9
#Ga. So.	*	38	0-9/.000	0-5/.000	0-0/.000	1-5-6	2-0	2	4	0	3	0/13.5
%EMU	*	40	9-17/.529	4-8/.500	4-6/.667	3-2-5	2-0	6	4	0	1	26/13.9
%MERC	*	37	9-20/.450	2-8/.250	7-9/.778	1-2-3	4-0	3	1	0	3	27/14.3
%Verm												
Totals	**34**	**1198**	**173-416/.416**	**21-80/.263**	**105-125/.840**	**82-146-228**	**72-2**	**97**	**86**	**11**	**34**	**472/13.9**

2014-15 (SENIOR) - Capital One Academic All-District First-Team
Eight 20+ scoring games on the year.... matched a career-high 27 pts in CBI Quarterfinals... 26 pts and four 3FGs in CBI first round... team-high 17 points in SBC Quarterfinals vs. USA... double-double with 16 points and a career-high 13 rebs vs. USA... double-double with 17 points and 10 rebs vs. Ga. Southern... double-double with 15 points and 10 rebs vs. Troy... eason-high 25 points vs. Central Baptist... matched his season-high with 25 points against LSUA... double-double with 19 points and 10 rebs vs. NSU and neared a triple-double with a career-high nine assists... neared a double-double with 22 points and nine rebs vs. La. College... poured in 19 points and grabbed eight rebs in an overtime thriller at No. 8 Florida and head coach Billy Donovan said he was the best player on the court... netted 18 points in a victory over UAB and neared a double-double with nine rebs

2013-14 (JUNIOR) - 2013-14 All-SBC Third-Team | 2013-14 NABC All-District Second-Team | 2013-14 All-Louisiana Third-Team | 2013-14 College Sports Madness SBC Fourth-Team... Became just the second ULM student-athlete in school history to earn All-Conference honors from the Sun Belt since joining the league… finished fourth in the league in scoring with 17.5 points per game and reached double-figures in 17 of 18 SBC contests… recorded double-digits in 24 of 27 games on the season and played at least 40 minutes three times… registered at least 20 points nine times… posted three double-doubles, with a career-high 27 points against both UL-L and Georgia State at home… led the team in scoring in 17 games… notched a career-high five steals at home vs. UALR, the most by a Warhawk in a single game on the season… played a career-high 46 minutes in the overtime win over UL-L and made a career-high 11 FG's… etched a team-high 20 points against UTA at the SBC Championships… one of two players to start all 27 games on the season… second on the team in rebounds (5.8 rpg), three-pointers made (27), blocks (19) and steals (30)… named to the NABC Honors Court for outstanding achievement in the classroom

13 Majok Deng

Junior | Forward | 6-10 | 190
Adelaide, Australia | Indian Hills CC

	Season-High	Career-High
Pts	21, at UALR (2/5/15)	21, at UALR (2/5/15)
FG	7, two times	7, two times
3FG	3, two times	3, two times
FT	8, vs. EMU (3/18/15)	8, vs. EMU (3/18/15)
Ast	3, two times	3, two times
Reb	15, vs. UALR (1/17/15)	15, vs. UALR (1/17/15)
Blocks	4, at UAB (11/15/14)	4, at UAB (11/15/14)
Steals	2, four times	2, four times
Min	40, two times	40, two times

Opp	GS	Min	FG-FGA/Pct.	3FG-FGA	FT-FTA/PCT	O-D-T	PF-FO	A	TO	Blk	Stl	Pts/Avg
UAB	*	25	5-9/.556	2-4/.500	1-2/.500	1-4-5	1-0	2	0	4	2	13/13.0
CH BAP	*	20	2-4/.500	0-2/.000	3-3/1.000	0-6-6	2-0	2	2	2	1	7/10.0
Florida	*	35	1-7/.143	1-5/.200	0-0/.000	1-8-9	2-0	1	1	0	0	3/7.7
C. Car	*	35	5-10/.500	2-6/.333	2-2/1.000	1-9-10	2-0	0	0	3	0	14/9.3
RMU	*	19	0-4/.000	0-2/.000	2-2/1.000	1-0-1	3-0	0	2	0	0	2/7.8
La. Col	*	29	5-9/556	1-2/.500	3-6/.500	2-9-11	2-0	2	2	2	1	14/8.8
NSU	*	26	5-10/.500	1-1/1.000	3-4/.750	3-4-7	1-0	1	1	2	0	14/9.6
N.M.	*	26	3-8/.375	0-4/.000	0-0/.000	2-4-6	4-0	1	0	1	2	6/9.1
CE BAP	*	34	3-7/.429	0-0/.000	5-6/.833	4-7-11	2-0	2	3	3	1	11/9.3
LSU-A	*	21	1-2/.500	0-0/.000	0-0/.000	1-6-7	0-0	0	1	3	0	2/8.6
Samford	*	16	0-4/.000	0-1/.000	0-0/.000	0-3-3	1-0	0	0	1	0	0/7.8
Ga. St.		17	3-9/.333	0-2/.000	0-1/.000	4-4-8	1-0	1	1	1	0	6/7.7
Ark. St.	*	20	4-7/.571	0-2/.000	2-3/.667	1-5-6	4-0	2	3	0	1	10/7.8
UTA	*	34	6-9/.667	3-6/.500	0-0/.000	3-2-5	1-0	2	3	2	0	15/8.4
TXST	*	34	2-4/.500	2-4/.500	1-2/.500	2-6-8	2-0	2	2	3	2	7/8.3
Troy	*	28	4-10/.400	2-5/.400	6-6/1.000	1-5-6	0-0	2	0	1	1	16/8.8
UALR	*	34	4-6/.667	2-3/.667	4-8/.500	4-11-15	4-0	2	2	1	0	14/9.1
UL-L	*	28	3-7/.429	1-3/.333	1-2/.500	0-5-5	2-0	1	2	1	0	8/9.0
UTA	*	34	4-8/.500	2-5/.400	0-0/.000	0-2-2	1-0	3	1	2	1	10/9.1
Ga. So.	*	29	2-3/.667	1-2/.500	2-2/1.000	4-3-7	2-0	0	2	2	0	7/9.0
Troy	*	40	5-12/.417	3-6/.500	2-2/1.000	1-1-2	3-0	0	2	2	0	15/9.2
USA	*	31	7-12/.583	1-5/.200	2-2/1.000	1-7-8	4-0	0	0	2	0	17/9.6
UALR	*	29	7-10/.700	2-4/.500	5-6/.833	3-6-9	5-1	1	0	0	0	21/10.1
Ga. So.	*	30	1-3/.333	1-1/1.000	2-3/.667	2-4-6	4-0	0	2	0	1	5/9.9
UL-L	*	34	5-11/.455	2-4/.500	4-4/1.000	1-3-4	3-0	1	2	2	0	16/10.1
App. St.	*	24	4-9/.444	0-3/.000	5-5/1.000	0-4-4	5-1	1	0	1	0	13/10.2
Ark. St.	*	34	3-12/.250	0-4/.000	0-0/.000	3-6-9	2-0	1	1	1	0	6/10.1
USA	*	37	6-12/.500`	1-1/1.000	1-2/.500	5-8-13	1-0	2	3	1	0	14/10.2
App. St.	*	35	2-8/.250	0-2/.000	0-0/.000	3-2-5	1-0	1	0	0	2	4/10.0
Ga. St.	*	40	3-12/.250	1-4/.250	0-1/.000	1-6-7	4-0	0	4	1	0	7/9.9
TXST	*	36	5-11/.455	1-2/.500	0-1/.000	2-7-9	2-0	2	0	0	2	11/9.9
#USA	*	31	5-13/.385	2-6/.333	0-0/.000	6-8-14	2-0	2	2	0	0	12/10.0
#Ga. So.	*	33	2-6/.333	2-4/.500	4-4/1.000	0-9-9	3-0	1	1	1	0	10/10.0
%EMU	*	37	3-12/.250	0-1/.000	8-11/.727	4-4-8	0-0	3	4	2	0	14/10.1
%MERC	*	37	6-13/.462	1-4/.250	1-2/.500	7-7-14	3-0	1	1	3	1	14/10.2
%Verm												
Totals	**34**	**1052**	**126-293/.430**	**37-110/.336**	**69-92/.750**	**74-185-259**	**79-2**	**42**	**50**	**50**	**18**	**358/10.2**

JUNIOR (2014-15)
Double-double with 14 points and 14 rebounds in the CBI Quarterfinals at Mercer... registered 14 points and grabbed eight rebounds in the CBI first round win over EMU... Neared a double-double with 10 points and 9 rebounds vs. Georgia Southern in the SBC Semifinals... double-double with 12 points and 14 rebounds in SBC Quarterfinals vs. South Alabama... double-double with 14 points and 13 rebs at South Alabama... six double-doubles... career-high 21 points and also grabbed nine rebounds at UALR... put in 16 points at home vs. UL-Lafayette... etched 17 points on seven made field goals against South Alabama and also grabbed eight rebounds... registered 15 points in a career-high 40 minutes in an overtime win at Troy... grabbed a career-high 15 rebounds to go along with his 14 points and a double-double against UALR at home... netted 16 points and six free throws (6-6) vs. Troy... tallied 15 points on 6-9 shooting including a trio of three-pointers in an overtime win over UT Arlington... posted a double-double with 11 points and 11 rebounds in the win over Central Baptist... recorded 14 points, seven rebounds and two blocks and hit a big three-pointer in the end to defeat Northwestern State... tallied a double-double with 14 points and 11 rebounds in the win over Louisiana College... registered a double-double with 14 points and 10 rebounds against Coastal Carolina in the Battle 4 Atlantis... poured in 13 points, including a pair of three-pointers, in a win over UAB and also blocked four shots

PREVIOUS SCHOOL
Led Indian Hills Community College to the 2014 Regional and District Championships... guided the program to a 34-3 record in 2014 and a combined 60-7 record in his two years... hit a three-pointer against Southeastern for the win in double overtime in 2013... netted a career-high 16 points against John Wood CC

20 Chinedu Amajoyi

Senior Guard | 6-3 | 195
Rancho Cucamonga, Calif. | Kilgore College

	Season-High	Career-High
Pts	8. vs. CHBC (11/17/14)	12, vs. USA (2/27/14)
FG	4, vs. CHBC (11/17/14)	4, vs. USA (2/27/14)
3FG	N/A	3, two times
FT	2, at GSU (12/30/14)	10, vs. ASU (1/30/14)
Ast	6, vs. CHBC (11/17/14)	6, vs. CHBC (11/17/14)
Reb	4, at UAB (11/15/14)	8, two times
Blocks	N/A	1, two times
Steals	1, at GSU (12/30/14)	2, two times
Min	19, two times	36, at ASU (3/6/14)

Opp	GS	Min	FG-FGA/Pct.	3FG-FGA	FT-FTA/PCT	O-D-T	PF-FO	A	TO	Blk	Stl	Pts/Avg
UAB		8	0-3/.000	0-1/.000	0-0/.000	1-3-4	1-0	1	2	0	0	0/0.0
CH BAP		19	4-7/.571	0-2/.000	0-0/.000	0-2-2	3-0	6	0	0	0	8/4.0
Florida					DNP							
C. Car		3	0-0/.000	0-0/.000	0-0/.000	0-0-0	0-0	0	1	0	0	0/2.7
RMU		1	0-0/.000	0-0/.000	0-0/.000	0-0-0	0-0	0	0	0	0	0/2.0
La. Col		10	0-1/.000	0-1/.000	0-0/.000	0-0-0	1-0	1	2	0	0	0/1.6
NSU					DNP							
N.M.		8	0-1/.000	0-0/.000	0-0/.000	0-1-1	0-0	1	1	0	0	0/1.3
CE BAP		2	0-2/.000	0-1/.000	0-0/.000	0-0-0	1-0	0	0	0	0	0/1.1
LSU-A					DNP							
Samford		13	0-1/.000	0-0/.000	0-0/.000	0-1-1	1-0	0	0	0	0	0/1.0
Ga. St.	*	19	0-0/.000	0-0/.000	2-2/1.000	0-0-0	0-0	1	1	0	1	2/1.1
Ark. St.					DNP							
UTA		4	0-1/.000	0-1/.000	0-0/.000	0-0-0	0-0	0	0	0	0	0/1.0
TXST					DNP							
Troy					DNP							
UALR					DNP							
UL-L		3	0-0/.000	0-0/.000	0-0/.000	0-0-0	0-0	1	0	0	0	0/0.9
UTA					DNP							
Ga. So.					DNP							
Troy		4	0-1/.000	0-1/.000	0-0/.000	0-0-0	0-0	1	0	0	0	0/0.8
USA		1	0-0/.000	0-0/.000	0-0/.000	0-0-0	0-0	0	0	0	0	0/0.8
UALR		1	0-0/.000	0-0/.000	0-0/.000	0-0-0	0-0	0	0	0	0	0/0.7
Ga. So.					DNP							
UL-L					DNP							
App. St.		3	0-0/.000	0-0/.000	0-0/.000	0-1-1	0-0	0	0	0	0	0/0.7
Ark. St.		3	0-0/.000	0-0/.000	0-0/.000	0-0-0	0-0	0	0	0	0	0/0.6
USA		1	0-0/.000	0-0/.000	0-0/.000	0-0-0	0-0	0	0	0	0	0/0.6
App. St.		14	0-1/.000	0-1/.000	0-0/.000	0-3-3	1-0	1	0	0	0	0/0.6
Ga. St.					DNP							
TXST	*	7	1-2/.500	1-2/.500	0-0/.000	0-1-1	2-0	0	0	0	0	3/0.7
#USA		4	0-1/.000	0-0/.000	0-0/.000	0-0-0	2-0	0	0	0	0	0/0.7
#Ga. So.					DNP							
%EMU					DNP							
%MERC		3	0-0/.000	0-0/.000	0-0/.000	0-1-1	0-0	0	0	0	0	0/0.6
%Verm												
Totals	**2**	**131**	**5-21/.238**	**1-10/.100**	**2-2/1.000**	**1-13-14**	**12-0**	**13**	**7**	**0**	**1**	**13/0.6**

2014-15 (SENIOR)
Scored eight points in 19 minutes in a win over Champion Baptist... saw action in 11 conference games and 21 on the year... started at Georgia State and vs. Texas State... drilled a three-pointer on ULM's first possession on Senior Day

2013-14 (JUNIOR)
Finished top-10 in the league in three-point field goal percentage at .405 (15-37)… started in 11 of ULM's last 12 games and doubled his scoring average in that span… posted career-highs of 12 points and eight rebounds against South Alabama at home… became the only ULM student-athlete to hit 10 free throws in a game on the season as he went 10-12 at home against Arkansas State… registered three double-figure scoring games… played a career-high 36 minutes at Arkansas State and pulled down eight rebounds… drained a trio of three-pointers at both Texas State and Georgia State... averaged 4.1 points per game and made 22 appearances

PREVIOUS SCHOOL
Played two seasons at Kilgore College and led the Rangers to a 27-6 overall record and an East Texas JUCO Conference Championship … Also guided Kilgore to the quarterfinals of the 2013 National Junior College Athletic Association National Tournament and started every game … Averaged 5.9 points, 2.7 rebounds and 1.9 assists in 33 appearances … Tallied five double-figure scoring games including a career-high 17 points on two separate occasions … Shot .807 percent from the free-throw line

22 Lance Richard

R-Freshman | Guard | 5-10 | 175
Monroe, La. | Sterlington HS

	Season-High	Career-High
Pts	8, vs. CHBC (11/17/14)	8, vs. CHBC (11/17/14)
FG	3, vs. CHBC (11/17/14)	3, vs. CHBC (11/17/14)
3FG	2, vs. CHBC (11/17/14)	2, vs. CHBC (11/17/14)
FT	N/A	N/A
Ast	1, vs. USA (3/13/15)	1, vs. USA (3/13/15)
Reb	3, vs. CHBC (11/17/14)	3, vs. CHBC (11/17/14)
Blocks	1, vs. RMU (11/17/14)	1, vs. RMU (11/17/14)
Steals	1, two times	1, two times
Min	15, vs. CHBC (11/17/14)	15, vs. CHBC (11/17/14)

Opp	GS	Min	FG-FGA/Pct.	3FG-FGA	FT-FTA/PCT	O-D-T	PF-FO	A	TO	Blk	Stl	Pts/Avg
UAB		1	0-0/.000	0-0/.000	0-0/.000	0-0-0	0-0	0	0	0	0	0/0.0
CH BAP		15	3-8/.375	2-7/.286	0-0/.000	0-3-3	1-0	0	1	0	1	8/4.0
Florida		1	0-0/.000	0-0/.000	0-0/.000	0-0-0	0-0	0	0	0	0	0/2.7
C. Car		1	0-2/.000	0-2/.000	0-0/.000	0-0-0	0-0	0	0	0	0	0/2.0
RMU		5	1-2/.500	1-2/.500	0-0/.000	0-0-0	2-0	0	0	1	0	3/2.2
La. Col		5	1-3/.333	1-3/.333	0-0/.000	0-0-0	0-0	0	0	0	0	3/2.3
NSU					DNP							
N.M.		1	0-1/.000	0-1/.000	0-0/.000	0-0-0	0-0	0	0	0	0	0/2.0
CE BAP		3	0-1/.000	0-1/.000	0-0/.000	0-0-0	0-0	0	0	0	1	0/1.8
LSU-A		0+	0-1/.000	0-1/.000	0-0/.000	0-0-0	0-0	0	0	0	0	0/1.6
Samford		2	0-0/.000	0-0/.000	0-0/.000	0-0-0	0-0	0	0	0	0	0/1.4
Ga. St.		5	1-2/.500	1-2/.500	0-0/.000	0-0-0	0-0	0	1	0	0	3/1.5
Ark. St.					DNP							
UTA		6	1-2/.500	1-2/.500	0-0/.000	0-1-1	1-0	0	0	0	0	3/1.7
TXST					DNP							
Troy					DNP							
UALR					DNP							
UL-L					DNP							
UTA					DNP							
Ga. So.		4	0-2/.000	0-2/.000	0-0/.000	0-1-1	0-0	0	0	0	0	0/1.5
Troy		0+	0-1/.000	0-0/.000	0-0/.000	1-0-1	0-0	0	0	0	0	0/1.4
USA					DNP							
UALR		1	0-0/.000	0-0/.000	0-0/.000	0-0-0	0-0	0	0	0	0	0/1.3
Ga. So.					DNP							
UL-L					DNP							
App. St.		1	0-0/.000	0-0/.000	0-0/.000	0-0-0	0-0	0	0	0	0	0/1.3
Ark. St.					DNP							
USA		1	0-0/.000	0-0/.000	0-0/.000	0-0-0	0-0	0	0	0	0	0/1.2
App. St.		4	0-1/.000	0-1/.000	0-0/.000	0-0-0	0-0	0	0	0	0	0/1.1
Ga. St.					DNP							
TXST					DNP							
#USA		3	0-0/.000	0-0/.000	0-0/.000	0-0-0	1-0	1	0	0	0	0/1.1
#Ga. So.					DNP							
%EMU					DNP							
%MERC					DNP							
%Verm												
Totals		**59**	**7-26/.269**	**6-24/.250**	**0-0/.000**	**1-5-6**	**5-0**	**1**	**2**	**1**	**2**	**20/1.1**

2014-15 (R-FRESHMAN)
Netted a career-high eight points and hit a pair of three-pointers in a win over Champion Baptist... hit a three-pointer in an overtime win over UT Arlington... drilled a three-pointer and also rejected a shot against Robert Morris at the Battle 4 Atlantis... seen action in seven conference games and 18 on the year... dished out an assist in the SBC Quarterfinals against South Alabama

2013-14 (FRESHMAN)
Redshirted... will still have four years of eligibility remaining

HIGH SCHOOL
Played three seasons at Sterlington High School … Guided the Panthers to a 25-8 record as a senior and a second round appearance in the Louisiana High School Athletic Association playoffs … Averaged 12 points and 3 assists per game his senior year … Earned All-District honors from 2010-2013

ULM Warhawks Men's Basketball

University of Louisiana at Monroe

CenturyLink™

32 Justin Roberson

Junior | Guard | 6-1 | 185
Natchitoches, La. | Western Texas

	Season-High	Career-High
Pts	19, vs. CEBC (12/16/14)	19, vs. CEBC (12/16/14)
FG	8, vs. CEBC (12/16/14)	8, vs. CEBC (12/16/14)
3FG	1, six times	1, six times
FT	8, vs. UALR (1/17/15)	8, vs. UALR (1/17/15)
Ast	7, at UALR (2/5/15)	7, at UALR (2/5/15)
Reb	7, two times	7, two times
Blocks	2, vs. RMU (11/27/14)	2, vs. RMU (11/27/14)
Steals	4, at TXST (1/10/15)	4, at TXST (1/10/15)
Min	40, at Troy (1/29/15)	40, at Troy (1/29/15)

Opp	GS	Min	FG-FGA/Pct.	3FG-FGA	FT-FTA/PCT	O-D-T	PF-FO	A	TO	Blk	Stl	Pts/Avg
UAB	*	32	6-11/.545	0-0/.000	6-6/1.000	1-3-4	1-0	5	1	0	2	18/18.0
CH BAP	*	15	4-5/.800	0-0/.000	1-2/.500	0-1-1	1-0	2	1	0	3	9/13.5
Florida	*	26	1-6/.167	0-1/.000	0-0/..000	0-1-1	5-1	0	3	0	2	2/9.7
C. Car	*	29	4-7/.571	1-3/.333	2-2/1.000	0-7-7	2-0	2	2	0	0	11/10.0
RMU	*	31	6-10/.600	0-2/.000	0-0/.000	0-4-4	3-0	6	3	2	0	12/10.4
La. Col	*	26	5-7/.714	0-1/.000	2-2/1.000	0-3-3	4-0	1	5	0	2	12/10.7
NSU	*	28	4-6/.667	0-1/.000	0-2/.000	0-3-3	4-0	2	3	0	1	8/10.3
N.M.	*	32	3-11/.273	0-1/.000	0-1/.000	0-4-4	0-0	1	2	0	2	6/9.8
CE BAP	*	31	8-12/.667	1-2/.500	2-2/1.000	0-4-4	2-0	4	0	0	2	19/10.8
LSU-A	*	30	2-6/.333	0-0/.000	2-3/.667	0-7-7	5-1	4	2	0	0	6/10.3
Samford	*	25	1-10/.100	1-1/1.000	0-0/.000	3-3-6	0-0	2	3	0	1	3/9.6
Ga. St.		13	0-5/.000	0-1/.000	0-1/.000	0-0-0	2-0	0	0	0	0	0/8.8
Ark. St.		19	4-7/.571	0-0/.000	2-3/.667	0-1-1	2-0	1	0	0	0	10/8.9
UTA		23	2-10/.200	1-3/.333	0-0/.000	1-5-6	5-1	1	1	0	0	5/8.6
TXST		17	5-9/.556	0-1/.000	0-0/.000	0-2-2	5-1	2	3	0	4	10/8.7
Troy		26	4-9/.444	1-1/1.000	0-0/.000	0-1-1	1-0	0	0	0	1	9/8.8
UALR		24	2-6/.333	0-3/.000	8-9/.889	0-3-3	1-0	1	3	0	0	12/8.9
UL-L		28	3-7/.429	0-0/.000	2-5/.400	1-5-6	3-0	4	1	1	1	8/8.9
UTA		27	2-10/.200	0-1/.000	3-4/.750	3-2-5	2-0	3	3	0	0	7/8.8
Ga. So.		21	2-6/.333	0-3/.000	1-2/.500	1-4-5	2-0	3	1	0	0	5/8.6
Troy	*	40	2-11/.182	0-1/.000	5-6/.833	1-4-5	1-0	1	1	1	3	9/8.6
USA	*	33	4-11/.364	0-2/.000	1-1/1.000	1-3-4	5-1	6	1	1	2	9/8.6
UALR	*	39	4-10/.400	0-3/.000	0-0/.000	0-5-5	3-0	7	2	1	0	8/8.6
Ga. So.	*	31	1-4/.250	0-0/.000	3-4/.750	0-1-1	1-0	6	2	0	0	5/8.5
UL-L	*	34	5-13/.385	0-1/.000	4-6/.667	3-3-6	1-0	2	2	1	3	14/8.7
App. St.	*	14	6-7/.857	0-0/.000	1-1/1.000	1-1-2	2-0	2	0	0	0	13/8.8
Ark. St.	*	31	3-11/.273	0-0/.000	1-2/.500	2-3-5	2-0	4	1	0	1	7/8.8
USA	*	30	6-18/.333	0-0/.000	6-9/.666	5-0-5	3-0	4	2	1	3	18/9.1
App. St.	*	25	4-7/.571	1-1/1.000	1-1/1.000	1-1-2	4-0	0	2	0	1	10/9.1
Ga. St.	*	37	4-9/.444	0-1/.000	3-4/.750	4-1-5	3-0	3	1	0	0	11/9.2
TXST		24	4-7/.571	0-0/.000	2-2/1.000	0-2-2	4-0	3	5	0	0	10/9.2
#USA	*	24	4-15/.267	0-0/.000	0-0/.000	3-5-8	2-0	3	2	0	1	8/9.2
#Ga. So.	*	36	3-10/.300	1-2/.500	1-1/1.000	2-7-9	4-0	2	3	0	1	8/9.2
%EMU	*	30	3-8/.375	0-2/.000	3-3/1.000	0-7-7	3-0	3	4	0	1	9/9.1
%MERC	*	27	1-6/.167	0-1/.000	1-1/1.000	0-3-3	5-1	3	1	0	1	3/9.0
%Verm												
Totals	**25**	**958**	**122-307/.397**	**7-39/.179**	**63-85/.741**	**33-109-142**	**93-6**	**93**	**66**	**8**	**38**	**314/9.0**

JUNIOR (2014-15)
Scored eight points in both SBC Tournament games and totaled 17 rebounds... tallied a team-high 18 points, five rebounds, four assists, three steals and a block at South Alabama... registered 13 points on 6-7 shooting vs. Appalachian State... recorded 14 points, six rebounds and three steals vs. UL-Lafayette at home... dished out a career-high seven assists at UALR... put in 12 points and drained a career-high eight free throws (8-9) vs. UALR at home...scored 10 points against both Arkansas State and Texas State... career-high 19 points and eight made field goals in the win over Central Baptist... reached double-figures with 12 points on 5-7 shooting against Louisiana College... registered a team and game-high of 18 points, including a perfect 6-6 FT, to go along with his five assists in a win over UAB... recorded a career-high three steals against Champion Baptist... netted 11 points and grabbed a career-high seven rebounds against Coastal Carolina... drained 12 points with six assists and two blocks against Robert Morris

PREVIOUS SCHOOL
Led Western Texas Junior College to a 23-8 record and averaged 14.2 points, 3.5 rebounds, 4.0 assists and 2.0 steals per game… named to the All-Western Texas Conference First-Team… memorable dunk over a 6-8 post player after driving down the lane

Individual Career Totals for Returning Student-Athletes

Only includes statistics at ULM

Points

T. Ongwae	937
N. Coppola	516
M. Williams	392
D. Harvey	207
C. Amajoyi	104

Field Goals M-A

T. Ongwae	334-796
N. Coppola	180-455
M. Williams	162-312
D. Harvey	84-145
C. Amajoyi	30-90

Rebounds

T. Ongwae	387
M. Williams	218
D. Harvey	217
N. Coppola	177
C. Amajoyi	81

Assists

N. Coppola	223
T. Ongwae	139
D. Harvey	27
C. Amajoyi	25
M. Williams	21

Blocks

M. Williams	42
T. Ongwae	30
D. Harvey	26
C. Amajoyi	2

Steals

T. Ongwae	67
N. Coppola	43
M. Williams	22
D. Harvey	19
C. Amajoyi	10

Free Throws M-A

T. Ongwae	219-273
N. Coppola	75-106
M. Williams	66-108
D. Harvey	39-71
C. Amajoyi	28-38

Three-Pointers M-A

N. Coppola	81-213
T. Ongwae	50-188
C. Amajoyi	16-50
M. Williams	2-8

Games/Starts

T. Ongwae	62/62
N. Coppola	62/62
D. Harvey	62/9
M. Williams	46/37
C. Amajoyi	43/16

Minutes

N. Coppola	2170
T. Ongwae	2098
M. Williams	1079
D. Harvey	889
C. Amajoyi	512

ULM's 2014-15 Record When it Has...

Five Double-Figure Scorers (2-0)
vs. Northwestern State
vs. UALR

Four Double-Figure Scorers (7-0)
at UAB
vs. Champion Baptist
vs. Louisiana College
vs. Central Baptist
vs. Arkansas State
at UALR
vs. USA

Three Double-Figure Scorers (9-2)
vs. LSU-Alexandria
at UT Arlington
at Texas State
vs. South Alabama
at Georgia Southern
vs. UL-Lafayette
vs. Appalachian State
at South Alabama
vs. Georgia State (loss)
vs. Georgia Southern (loss)
vs. Eastern Michigan
at Mercer

Two Double-Figure Scorers (3-9)
at No. 8 Florida
vs. Coastal Carolina
vs. Robert Morris
at Samford
vs. Troy (win)
vs. UT Arlington
vs. Georgia Southern
at Troy (win)
at Arkansas State
at Appalachian State
vs. Texas State (win)

One Double-Figure Scorer (1-0)
at UL-Lafayette

No Double-Figure Scorers (0-2)
at New Mexico
at Georgia State

ULM Warhawks Men's Basketball

University of Louisiana at Monroe

CenturyLink™

Media Roster

0 Marvin Williams
Senior | Center
6-8 | 245
Memphis, Tenn.
NW Florida State College

1 Alex Brown
Freshman | Guard
6-4 | 185
Vernon, Fla.
Vernon HS

2 DeMondre Harvey
Junior | Forward
6-7 | 210
Minden, La.
Pearl River CC

3 Prince Cooper
Sophomore | Guard
6-4 | 215
Freeport, Bahamas
Miami-Dade College



4 Mack Foster
Junior | Guard
6-2 | 185
Beulah, Miss.
East Mississippi CC

5 Jamaal Samuel
Junior | Forward
6-9 | 205
New Orleans, La.
Illinois State

10 Roderick Taylor
Freshman | Forward
6-8 | 210
Harker Heights, Texas
Harker Heights HS

11 Nick Coppola
Sophomore | Guard
5-11 | 190
Richmond, Va.
Benedictine Prep

12 Tylor Ongwae
All-Conference First-Team
Senior | Forward | 6-7 | 205
Eldoret, Kenya
Ranger College

13 Majok Deng
All-Conference Third-Team
Junior | Forward | 6-10 | 190
Adelaide, Australia
Indian Hills CC

20 Chinedu Amajoyi
Senior | Guard
6-3 | 195
Rancho Cucamonga, Calif.
Kilgore College

22 Lance Richard
R-Freshman | Guard
5-10 | 170
Monroe, La.
Sterlington HS

32 Justin Roberson
Junior | Guard
6-1 | 185
Natchitoches, La.
Western Texas

Head Coach Keith Richard
SBC Coach of the Year
ULM '82
Fifth Year at ULM | 14th Year Overall
Baton Rouge, La.